

3W LED wall recessed light, IP65, ideal for both indoor and outdoor installation.

Complete 350mA driver.

Supplied with box for concrete installation

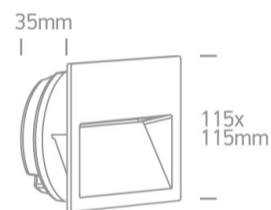
Complies with standard EN60598-1 and any other specific standards.



Downloads



Dimensions



Physical Specification

Product Type

Item Group

Family

Order Code

Colour

Material

Shape

Length

Width

Height

Cutout Hole Width

Cutout Hole Length

Gear

19 Wall Recessed & Inground

Outdoor Dark Light Wall Recessed Die cast

68068A/AN/W

Anthracite

Die Cast

Rectangular

115mm

115mm



35mm


110mm for Concrete



110mm for Concrete

Cutout Hole Diameter	100mm for Gypsum
Recessed wall	Yes
Depth Required	60mm
Indoor	Yes
Outdoor	Yes
Adjustable	No


Electrical Characteristics

Gear	Built In
Fitting + Driver	
Input Voltage	100-240V
50 Hz	Yes
60 Hz	Yes
Safety Class	
Power(Watts)	3W
IP Rating	IP65
Light Source	LED built in
Dimmable	No
F Mark	

Fitting	
Input Type	Constant Current
Input Current	350mA
Voltage	8V
Safety Class	
Power(Watts)	2,8W
IP Rating	IP65
Light Source	LED built in
LED Type	SMD 2835
LED Brand	Edison

LED Number	6
F Mark	
Gear	
Gear Type	Led Driver
Input Voltage	100-240V
50 Hz	Yes
60 Hz	Yes
Power(Watts)	1-4W
Power Factor	0,5
Constant Current	Yes
350mA	3-10V
IP Rating	IP20
Safety Class	
Manufacturer	Galoppato
Protection	0

Illumination Data

Colour Temperature	3000K
Lumen Output	300lm
Light Efficiency	100lm/W
CRI	80
Illumination Diagram	
Dark Light	Yes

Packing Info

Box Length	13cm
Box Width	7,5cm
Box Height	13cm
Box Weight	0,4Kg

Pcs/Carton

24

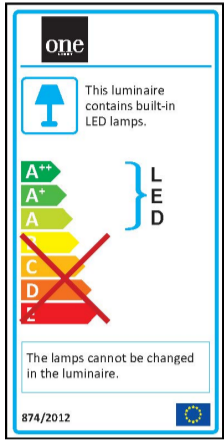
Barcode

5291889049531

HS Code

9405409900

Energy Label



Certification & Warranty

Warranty

2 Years

Wee Directive

Yes