



7W LED wall recessed light, IP65, ideal for both indoor and outdoor installation.

Complete 350mA driver.

Supplied with box for concrete installation

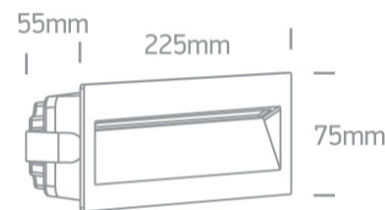
Complies with standard EN60598-1 and any other specific standards.



## Downloads



## Dimensions






## Physical Specification

Item Group	19 Wall Recessed & Inground
Family	Outdoor Dark Light Wall Recessed Die cast
Order Code	68068C/AN/W
Colour	Anthracite
Material	Die Cast
Shape	Rectangular
Length	225mm
Width	75mm
Height	55mm
Cutout Hole Width	220mm
Cutout Hole Length	70mm
Recessed wall	Yes


Depth Required	80mm
Indoor	Yes
Outdoor	Yes
Adjustable	No

## Electrical Characteristics


Gear	Built In
Fitting + Driver	
Input Voltage	100-240V
50 Hz	Yes
60 Hz	Yes
Safety Class	
Power(Watts)	7W
IP Rating	IP65
Light Source	LED built in
Dimmable	No
F Mark	

Fitting	
Input Type	Constant Current
Input Current	350mA
Voltage	17V
Power(Watts)	5,95W
IP Rating	IP65
Light Source	LED built in
LED Type	SMD 2835
LED Brand	Edison
LED Number	30
F Mark	

## Gear

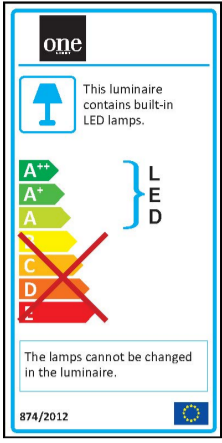
Gear Type	Led Driver
Input Voltage	100-240V
50 Hz	Yes
60 Hz	Yes
Power(Watts)	2-6W
Power Factor	0,5
Constant Current	Yes
350mA	6-18V
IP Rating	IP20
Safety Class	
Housing Material	Plastic

## Illumination Data

Colour Temperature	3000K
Lumen Output	550lm
Light Efficiency	91,67lm/W
CRI	80
Illumination Diagram	
Dark Light	Yes

## Packing Info

Box Length	9cm
Box Width	8cm
Box Height	23,5cm
Box Weight	0,7Kg
Pcs/Carton	12
Barcode	5291889049562
HS Code	9405409900



Certification & Warranty

Warranty

2 Years

Weee Directive

Yes