

1W Wall Recessed LED Dark Light, IP20.

Requires 350mA driver.

Driver can not pass through cutout hole.

Complies with standard EN60598-1 and any other specific standards.



## Downloads



## Dimensions



Must be ordered separately



89004

## Physical Specification

Item Group

19 Wall Recessed & Inground

Family

Indoor Decorative Wall Recessed

Order Code

68070A/AL/W

Colour

Aluminium

Material

Die Cast



Shape

Circular


Height	35mm
Diameter	25mm
Cutout Hole Diameter	20mm
Recessed wall	Yes
Depth Required	45mm
Indoor	Yes
Adjustable	No

## Electrical Characteristics

### Fitting

Input Type	Constant Current
Input Current	350mA
Safety Class	
Power(Watts)	1W
IP Rating	IP20
Light Source	LED built in
LED Brand	Cree
Cable Length	40cm
F Mark	

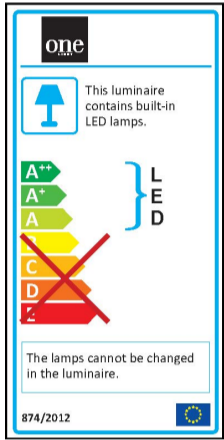
## Illumination Data

Colour Temperature	3000K
Lumen Output	60lm
Light Efficiency	60lm/W
CRI	80
Illumination Diagram	
Dark Light	Yes

## Packing Info

Box Length	5cm
Box Width	5cm
Box Height	4cm
Pcs/Carton	100
Barcode	5291889061861
HS Code	9405409900

## Energy Label



## Certification & Warranty

Warranty	2 Years
Weee Directive	Yes