



1W Wall Recessed LED Dark Light, IP20.

Requires 350mA driver.

Driver can not pass through cutout hole.

Complies with standard EN60598-1 and any other specific standards.



Downloads



Dimensions



Must be ordered separately



89004

Physical Specification

Item Group

19 Wall Recessed & Inground

Family

Indoor Decorative Wall Recessed

Order Code

68070A/B/W

Colour

Black

Material

Die Cast



Shape

Circular


Height	35mm
Diameter	25mm
Cutout Hole Diameter	20mm
Recessed wall	Yes
Depth Required	45mm
Indoor	Yes
Adjustable	No

Electrical Characteristics

Fitting

Input Type	Constant Current
Input Current	350mA
Safety Class	
Power(Watts)	1W
IP Rating	IP20
Light Source	LED built in
LED Brand	Cree
Cable Length	40cm
F Mark	

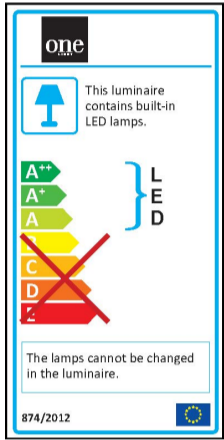
Illumination Data

Colour Temperature	3000K
Lumen Output	60lm
Light Efficiency	60lm/W
CRI	80
Illumination Diagram	
Dark Light	Yes

Packing Info

Box Length	5cm
Box Width	5cm
Box Height	4cm
Pcs/Carton	100
Barcode	5291889061878
HS Code	9405409900

Energy Label



Certification & Warranty

Warranty	2 Years
Weee Directive	Yes