

2W COB LED inground, IP67, stainless steel 316, for path illumination.

Supplied with non-dimmable LED driver.

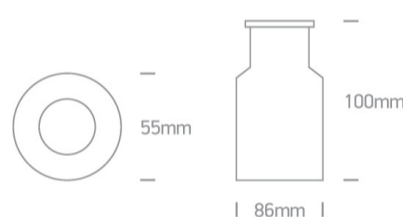
Complies with standard EN60598-1 and any other specific standards.



## Downloads



## Dimensions



## Gallery



## Physical Specification

Item Group

19 Wall Recessed & Inground

Family

The COB Inground Range 2-6W

Order Code

69028/W

Colour

Stainless Steel

Material

Stainless Steel 316

Diffuser Material



Glass


Shape

Circular

|                      |                      |
|----------------------|----------------------|
| Height               | 100mm                |
| Diameter             | 55mm                 |
| Cutout Hole Diameter | 86mm                 |
| Inground             | Yes                  |
| Depth Required       | 100mm+300mm drainage |
| Indoor               | Yes                  |
| Outdoor              | Yes                  |
| Adjustable           | No                   |


## Electrical Characteristics

| Gear             | Built In  |
|------------------|---|
| Fitting + Driver |   |
| Input Voltage    | 100-240V  |
| 50 Hz            | Yes   |
| 60 Hz            | Yes   |
| Safety Class     |  |
| Power(Watts)     | 2W  |
| IP Rating        | IP67  |
| Light Source     | LED built in  |
| Dimmable         | No  |
| Cable Length     | 50cm  |
| F Mark           |  |


| Fitting       |   |
|---------------|---|
| Input Type    | Constant Current  |
| Input Current | 600mA   |
| Voltage       | 3V  |
| Safety Class  |  |
| Power(Watts)  | 1,8W  |
| IP Rating     | IP67  |

|              |              |
|--------------|--------------|
| Light Source | LED built in |
| LED Type     | COB          |
| LED Brand    | Osram        |

## Gear

|                  |   |
|------------------|---|
| Gear Type        | Led Driver  |
| Input Voltage    | 100-240V  |
| 50 Hz            | Yes   |
| 60 Hz            | Yes   |
| Power(Watts)     | 2W  |
| Power Factor     | 0,9   |
| Constant Current | Yes   |
| 600mA            | 3V  |
| IP Rating        | IP20  |
| Safety Class     |  |
| Dimmable         | No  |
| Ambient Temp     | -20~+55°C   |
| Operating Temp   | 80°C  |
| Housing Material | Plastic   |
| Output Terminal  | Connector   |
| Brand            | BTEC  |
| Protection       | Short Circuit   |

## Illumination Data

|                      |   |
|----------------------|---|
| Colour Temperature   | 3000K   |
| Lumen Output         | 65lm  |
| Light Efficiency     | 32,5lm/W  |
| CRI                  | 80  |
| Beam Angle           | 30°   |
| Illumination Diagram |  |

## Packing Info

Box Weight

0,5Kg

Barcode

5291889038702

HS Code

9405409900

## Certification & Warranty

Warranty

2 Years

Average Lifetime

50000Hours

Weee Directive

Yes