

6W COB LED Surface ground, IP67 for path illumination.

Supplied with non-dimmable LED driver.

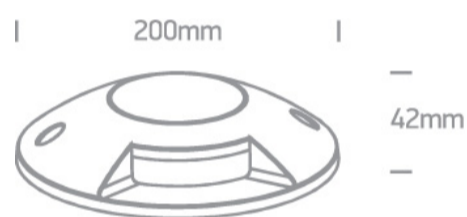
Complies with standard EN60598-1 and any other specific standards.



Downloads



Dimensions



Gallery






Physical Specification


Item Group	19 Wall Recessed & Inground
Family	Ground Surface Mounted Range
Order Code	69058A/G/W
Colour	Grey
Material	Die Cast
Shape	Circular
Height	42mm

Diameter	200mm
Surface Floor/Ground	Yes
Indoor	Yes
Outdoor	Yes
Adjustable	No
IK Rating	10


Electrical Characteristics

Gear	Built In
Fitting + Driver	
Input Voltage	220-240V
50 Hz	Yes
60 Hz	Yes
Safety Class	
Power(Watts)	6W
IP Rating	IP67
Light Source	LED built in
Dimmable	No
F Mark	

Fitting	
Input Type	Constant Current
Input Current	500mA
Voltage	10V
Safety Class	
Power(Watts)	5W
IP Rating	IP67
Light Source	LED built in
LED Type	COB

LED Brand	Cree
Gear	
Gear Type	Led Driver
Input Voltage	220-240V
50 Hz	Yes
60 Hz	Yes
Power(Watts)	3-6W
Power Factor	0,9
Constant Current	Yes
500mA	6-12V
IP Rating	IP20
Safety Class	
Dimmable	No
Housing Material	Plastic
Output Terminal	Connector
Brand	Eaglerise

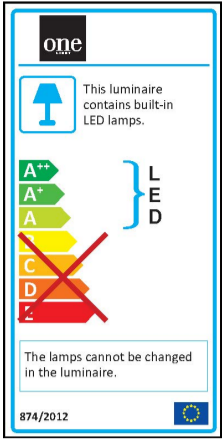
Illumination Data

Colour Temperature	3000K
Lumen Output	300lm
Light Efficiency	50lm/W
CRI	80
Illumination Diagram	

Packing Info

Pcs/Carton	12
Barcode	5291889065852
HS Code	9405409900

Energy Label



Certification & Warranty

Warranty

2 Years

Weee Directive

Yes