

2x6W COB LED Surface ground, IP67 for path illumination.

Supplied with non-dimmable LED driver.

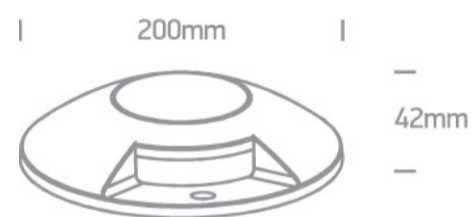
Complies with standard EN60598-1 and any other specific standards.




Downloads



Dimensions



Gallery





Physical Specification


Item Group	19 Wall Recessed & Inground
Family	Ground Surface Mounted Range
Order Code	69058B/G/W
Colour	Grey
Material	Die Cast
Shape	Circular
Height	42mm

Diameter	200mm
Surface Floor/Ground	Yes
Indoor	Yes
Outdoor	Yes
Adjustable	No
IK Rating	10


Electrical Characteristics

Gear	Built In
Fitting + Driver	
Input Voltage	220-240V
50 Hz	Yes
60 Hz	Yes
Safety Class	
Power(Watts)	2x6W
IP Rating	IP67
Light Source	LED built in
Dimmable	No
F Mark	

Fitting	
Input Type	Constant Current
Input Current	500mA
Voltage	20V
Power(Watts)	2x5W
IP Rating	IP67
Light Source	LED built in
LED Type	COB
LED Brand	Cree

LED Number	2
Gear	
Gear Type	Led Driver
Input Voltage	220-240V
50 Hz	Yes
60 Hz	Yes
Power(Watts)	9-12W
Power Factor	0,9
Constant Current	Yes
500mA	18-24V
IP Rating	IP20
Safety Class	
Dimmable	No
Housing Material	Plastic
Output Terminal	Connector
Brand	Eaglerise

Illumination Data

Colour Temperature	3000K
Lumen Output	600lm
Light Efficiency	50lm/W
CRI	80
Illumination Diagram	

Packing Info

Pcs/Carton	12
Barcode	5291889065838
HS Code	9405409900

Energy Label



Certification & Warranty

Warranty

2 Years

Weee Directive

Yes