



6W COB LED inground, IP67, for path illumination.

Supplied with non-dimmable LED driver.

Complies with standard EN60598-1 and any other specific standards.



Downloads



Dimensions



Gallery






Physical Specification

Item Group	19 Wall Recessed & Inground
Family	The Trimless Inground Range
Order Code	69060/B/W
Colour	Black
Material	Die Cast
Diffuser Material	Glass
Shape	Circular

Height	92mm
Diameter	98mm
Cutout Hole Diameter	136mm
Inground	Yes
Depth Required	150mm+300mm drainage
Indoor	Yes
Outdoor	Yes
Adjustable	No
IK Rating	8

Electrical Characteristics

Gear	Built In
Fitting + Driver	
Input Voltage	100-240V
50 Hz	Yes
60 Hz	Yes
Safety Class	
Power(Watts)	6W
IP Rating	IP67
Light Source	LED built in
Dimmable	No
Cable Length	200cm
F Mark	


Fitting	
Input Type	Constant Current
Input Current	500mA
Voltage	10V
Safety Class	
Power(Watts)	5W

IP Rating
Light Source
LED Type
LED Brand

IP67
LED built in
COB
Cree

Gear

Gear Type
Input Voltage
50 Hz
60 Hz
Power(Watts)
Power Factor
Constant Current
500mA
IP Rating
Safety Class
Dimmable
Housing Material
Output Terminal
Brand

Led Driver
100-240V
Yes
Yes
3-6W
0,9
Yes
6-12V
IP20

No
Plastic
Connector
Eaglerise

Illumination Data

Colour Temperature
Lumen Output
Light Efficiency
CRI
Beam Angle
Illumination Diagram

3000K
460lm
76,67lm/W
80
25°


Packing Info

Pcs/Carton

6

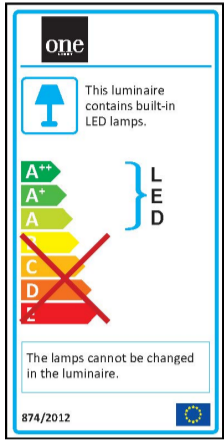
Barcode

5291889066149

HS Code

9405409900

Energy Label



Certification & Warranty

Warranty

2 Years

Weee Directive

Yes