



1W Emergency LED ceiling Plexiglass Exit sign.

Supplied with non-dimmable LED driver.

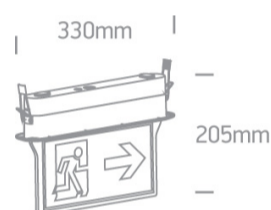
Complies with standard EN60598-1 and any other specific standards.



Downloads



Dimensions



Physical Specification

Item Group	22 Emergency Lights
Family	Emergency LED Ceiling Plexiglass Signs
Order Code	89406R/W
Colour	White
Material	Plastic
Shape	Rectangular
Length	330mm
Height	205mm
Cutout Hole Width	300mm
Cutout Hole Length	45mm
Recessed Ceiling	Yes
Depth Required	120mm

Indoor

Yes

Adjustable

No

Electrical Characteristics

Gear

Built In

Fitting + Driver

Input Voltage

220-240V

50 Hz

Yes

60 Hz

Yes

Safety Class



Power(Watts)

1W

IP Rating

IP44

Light Source

LED built in

Dimmable

No

F Mark



Fitting

Input Type

Constant Current

Safety Class



Power(Watts)

1W

IP Rating

IP44

Light Source

LED built in

F Mark



Gear

Gear Type

Led Driver

Input Voltage

220-240V

50 Hz


Yes

60 Hz

Yes

Power(Watts)

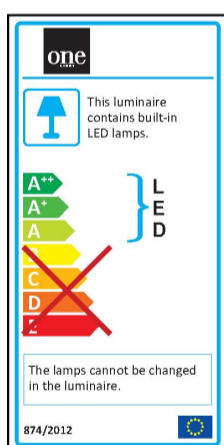
1W

Constant Current	Yes
IP Rating	IP20
Safety Class	
Dimmable	No
Housing Material	Plastic
Output Terminal	Connector
Battery Capacity	1500mAh
Battery Voltage	3,6V
Operation Time	3Hrs
Charging Time	24Hrs
Maintened	Yes
Non Maintened	Yes

Packing Info

Box Weight	1Kg
Pcs/Carton	16
Barcode	5291889047735
HS Code	9405104090

Energy Label



Warranty

2 Years

Weee Directive

Yes
