



Glass T8 LED tube.


Complies with standard EN62560 and any other specific standards.

IP20 80 CRI  CE

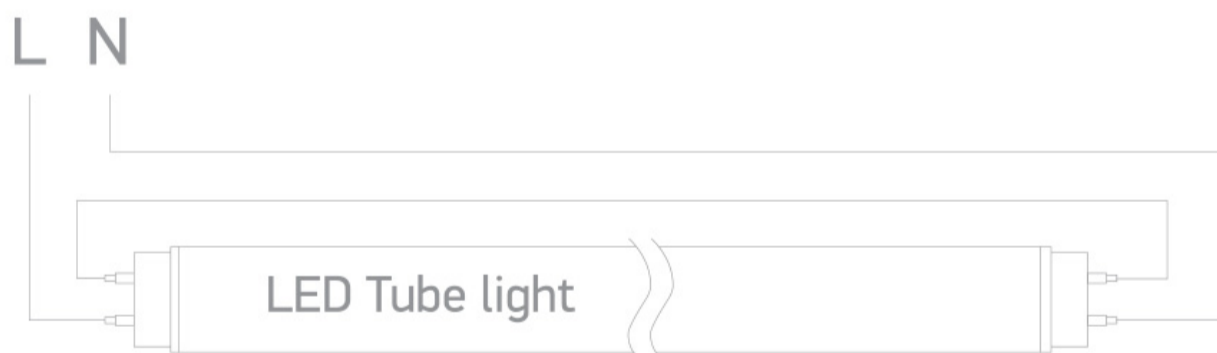
#### Downloads



#### Dimensions



#### Wiring Diagram



#### Physical Specification

Item Group

25 Lamps

Family

T8 LED Tubes Glass

Order Code

9022L/D

Shape

Circular

Height

1500mm

Diameter

26mm

### Electrical Characteristics

Gear

No

Lamp

Input Type

Mains Voltage

Input Voltage

100-240V

50 Hz

Yes

60 Hz

Yes

Power(Watts)

22W

IP Rating

IP20

Lamp Type

LED

Lamp Holder

G13

LED Type

SMD

LED Brand

Sanan

Dimmable

No

### Illumination Data

Colour Temperature

6000K

Lumen Output

2200lm

Light Efficiency

100lm/W

CRI

80

Beam Angle

320°

Illumination Diagram



### Packing Info

Pcs/Carton

25

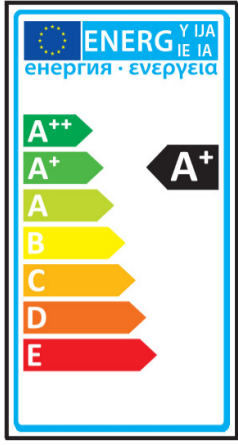
Barcode

5291889032106

HS Code

8539500000

## Energy Label



Energy Consumption

22kWh/1000h

## Certification & Warranty

Warranty

2 Years

Average Lifetime

35000hrs

Switching Cycles

50000

Weee Directive

Yes