




Glass T8 LED tube.

Complies with standard EN62560 and any other specific standards.

IP20 80 CRI  CE

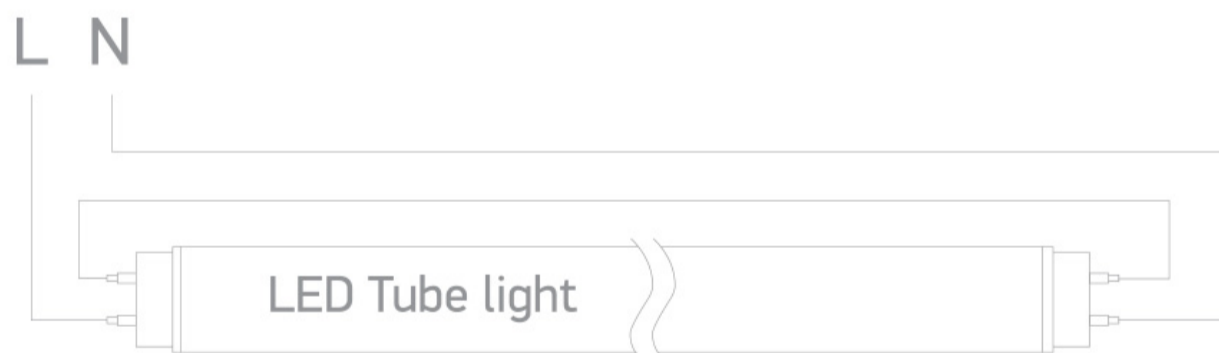
Downloads



Dimensions



Wiring Diagram



Physical Specification

Item Group

25 Lamps

Family

T8 LED Tubes Glass

Order Code

9022L/W

Shape

Circular

Height

1500mm

Diameter

26mm

Electrical Characteristics

Gear

No

Lamp

Input Type

Mains Voltage

Input Voltage

100-240V

50 Hz

Yes

60 Hz

Yes

Power(Watts)

22W

IP Rating

IP20

Lamp Type

LED

Lamp Holder

G13

LED Type

SMD

LED Brand

Sanan

Dimmable

No

Illumination Data

Colour Temperature

3000K

Lumen Output

2100lm

Light Efficiency

95.4lm/W

CRI

80

Beam Angle

320°

Illumination Diagram



Packing Info

Pcs/Carton

25

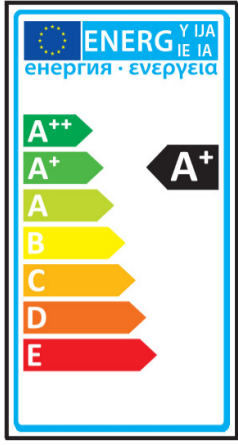
Barcode

5291889032083

HS Code

8539500000

Energy Label



Energy Consumption

22kWh/1000h

Certification & Warranty

Warranty

2 Years

Average Lifetime

35000hrs

Switching Cycles

50000

Weee Directive

Yes