

10103A/W/D




Complies with standard EN60598-1 and any other specific standards.



IP42



Dimensions



—
20mm

076-89004

Power Switch with LED indicator

Rated Voltage: 250V AC 50/60Hz
 Rated Current: 10A (25°C)
 Max. Switching Power: 2500W

CE MARK

TUV SUD

The component features a white plastic housing with two sets of screw terminals on opposite sides. Four wires are connected to the left set: blue, yellow, red, and black. Two additional wires, red and black, are connected to the right set. The top surface of the component has a printed label with technical details and safety symbols.

89004

Product Type

Item Group

Family

Order Code

Material

Diffuser Material

Fitting

02 Recessed Spots Fixed LED

LED Decorative Range

10103A/W/D



Natural Aluminium

PC


Shape	Circular
Height	20mm
Diameter	90mm
Cutout Hole Diameter	77mm
Recessed Ceiling	Yes
Depth Required	50mm
Indoor	Yes

Electrical Characteristics

Fitting

Input Type	Constant Current
Input Current	350mA
Safety Class	
Power(Watts)	3x1,8W
IP Rating	IP42
Light Source	LED built in
LED Number	1
Cable Length	40cm
F Mark	

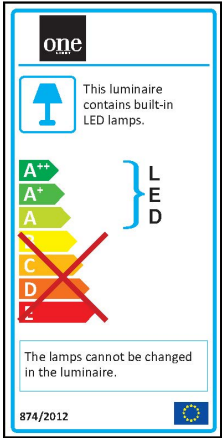
Illumination Data

Colour Temperature	3000K+6000K
Illumination Diagram	

Packing Info

Pcs/Carton	100
Barcode	5291889033196
HS Code	9405409900

Energy Label



Certification & Warranty

Warranty

2 Years

Wee Directive

Yes