

25 Lamps>Dimmable R111 LED

10106NA/W/D/35



R111 LED Module 350mA/700mA.

Suitable for residential and commercial applications.

Requires 350mA/700mA driver.

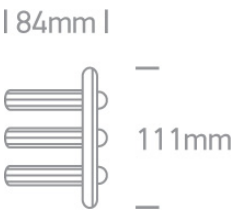
Complies with standard EN62560 and any other specific standards.



Downloads



Dimensions



Must be ordered separately




89030A

Physical Specification

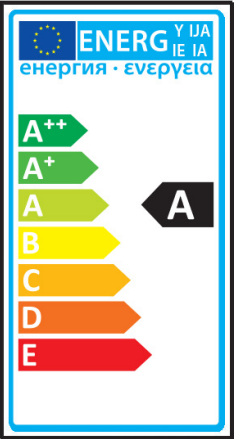
| | |
|------------|-------------------|
| Item Group | 25 Lamps |
| Family | Dimmable R111 LED |
| Order Code | 10106NA/W/D/35 |
| Colour | White |
| Shape | Circular |
| Height | 84mm |

| | |
|----------------------------|-----------------------|
| Diameter | 111mm |
| Electrical Characteristics | |
| Gear | Order Separately |
| Lamp | |
| Input Type | Constant Current |
| Input Current | 350mA/700mA |
| Power(Watts) | 6x1W@350mA/6x3W@700mA |
| Lamp Type | LED |
| Dimmable | No |

| | |
|----------------------|---|
| Illumination Data | |
| Colour Temperature | 6000K |
| Lumen Output | 1100lm |
| Light Efficiency | 61,11lm/W |
| CRI | 80 |
| Beam Angle | 35° |
| Illumination Diagram |  |

| | |
|--------------|---------------|
| Packing Info | |
| Pcs/Carton | 20 |
| Barcode | 5291889022961 |
| HS Code | 8539299890 |

| | |
|--------------|--|
| Energy Label | |
|--------------|--|



Energy Consumption

19,8Wh/1000h

Certification & Warranty

Warranty

2 Years

Weee Directive

Yes