

06 Downlights Fixed LED>The Outdoor/Bathroom IP65 Range Die cast

10110G/W/C



10W LED recessed downlight, IP65. Suitable for Indoor/Outdoor installation..

Complete with 250mA driver.

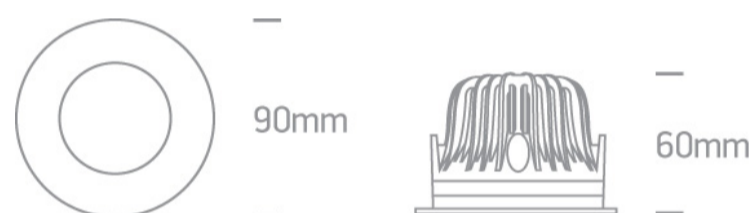
Complies with standard EN60598-1 and any other specific standards.



Downloads



Dimensions



Gallery






Physical Specification

Item Group	06 Downlights Fixed LED
Family	The Outdoor/Bathroom IP65 Range Die cast
Order Code	10110G/W/C
Colour	White
Material	Die Cast
Shape	Circular
Height	60mm


Diameter	90mm
Cutout Hole Diameter	82mm
Recessed Ceiling	Yes
Depth Required	90mm
Indoor	Yes
Outdoor	Yes
Adjustable	No

## Electrical Characteristics

Gear	External-Included
Fitting + Driver	
Input Voltage	220-240V
50 Hz	Yes
60 Hz	Yes
Safety Class	
Power(Watts)	10W
IP Rating	IP65
Light Source	LED built in
Dimmable	No
Cable Length	200cm
F Mark	


Fitting	
Input Type	Constant Current
Input Current	250mA
Voltage	37V
Safety Class	
Power(Watts)	9,25W
IP Rating	IP65
Light Source	LED built in

LED Type
LED Brand
F Mark

COB
Cree


## Gear

Gear Type
Input Voltage
50 Hz
60 Hz
Power(Watts)
Power Factor
Constant Current
250mA
IP Rating
Safety Class
Dimmable
Housing Material
Output Terminal
Brand

Led Driver
220-240V
Yes
Yes
7-11W
0,9
Yes
27-42V
IP20

No
Plastic
Cable
Kegu

## Illumination Data

Colour Temperature
Lumen Output
Light Efficiency
CRI
Beam Angle
Illumination Diagram

4000K
800lm
80lm/W
80
60°


## Packing Info

Box Length
------------

11,5cm
--------

Box Width	11,5cm
Box Height	7,5cm
Box Weight	0,370kg
Pcs/Carton	30
Barcode	5291889051862
HS Code	9405409900

## Certification & Warranty

Warranty	3 Years
Weee Directive	Yes