

06 Downlights Fixed LED>The Outdoor/Bathroom IP65 Range Die cast

10110G/W/W



10W LED recessed downlight, IP65. Suitable for Indoor/Outdoor installation..

Complete with 250mA driver.

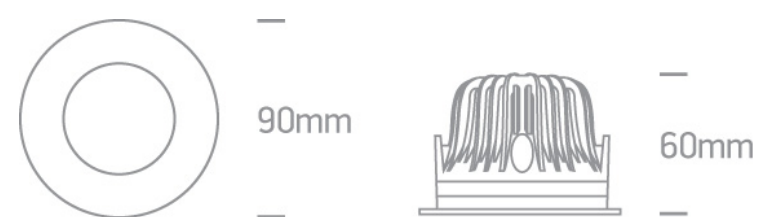
Complies with standard EN60598-1 and any other specific standards.



Downloads



Dimensions



Gallery






Physical Specification

| | |
|------------|--|
| Item Group | 06 Downlights Fixed LED |
| Family | The Outdoor/Bathroom IP65 Range Die cast |
| Order Code | 10110G/W/W |
| Colour | White |
| Material | Die Cast |
| Shape | Circular |
| Height | 60mm |


| | |
|----------------------|------|
| Diameter | 90mm |
| Cutout Hole Diameter | 82mm |
| Recessed Ceiling | Yes |
| Depth Required | 90mm |
| Indoor | Yes |
| Outdoor | Yes |
| Adjustable | No |

Electrical Characteristics

| Gear | External-Included |
|------------------|---|
| Fitting + Driver | |
| Input Voltage | 220-240V |
| 50 Hz | Yes |
| 60 Hz | Yes |
| Safety Class |  |
| Power(Watts) | 10W |
| IP Rating | IP65 |
| Light Source | LED built in |
| Dimmable | No |
| Cable Length | 200cm |
| F Mark |  |


| Fitting | |
|---------------|---|
| Input Type | Constant Current |
| Input Current | 250mA |
| Voltage | 37V |
| Safety Class |  |
| Power(Watts) | 9,25W |
| IP Rating | IP65 |
| Light Source | LED built in |

| |
|-----------|
| LED Type |
| LED Brand |
| F Mark |

| |
|---|
| COB |
| Cree |
|  |

Gear

| |
|------------------|
| Gear Type |
| Input Voltage |
| 50 Hz |
| 60 Hz |
| Power(Watts) |
| Power Factor |
| Constant Current |
| 250mA |
| IP Rating |
| Safety Class |
| Dimmable |
| Housing Material |
| Output Terminal |
| Brand |

| |
|---|
| Led Driver |
| 220-240V |
| Yes |
| Yes |
| 7-11W |
| 0,9 |
| Yes |
| 27-42V |
| IP20 |
|  |
| No |
| Plastic |
| Cable |
| Kegu |

Illumination Data

| |
|----------------------|
| Colour Temperature |
| Lumen Output |
| Light Efficiency |
| CRI |
| Beam Angle |
| Illumination Diagram |

| |
|---|
| 3000K |
| 750lm |
| 75lm/W |
| 80 |
| 60° |
|  |

Packing Info

| |
|------------|
| Box Length |
|------------|

| |
|--------|
| 11,5cm |
|--------|

| | |
|------------|---------------|
| Box Width | 11,5cm |
| Box Height | 7,5cm |
| Box Weight | 0,370kg |
| Pcs/Carton | 30 |
| Barcode | 5291889051855 |
| HS Code | 9405409900 |

Certification & Warranty

| | |
|----------------|---------|
| Warranty | 3 Years |
| Weee Directive | Yes |