

06 Downlights Fixed LED>The Outdoor/Bathroom IP65 Range Die cast

10115G/W/C



15W LED recessed downlight, IP65. Suitable for Indoor/Outdoor installation..

Complete with 350mA driver.

Complies with standard EN60598-1 and any other specific standards.



Downloads



Dimensions



Gallery






Physical Specification

Item Group	06 Downlights Fixed LED
Family	The Outdoor/Bathroom IP65 Range Die cast
Order Code	10115G/W/C
Colour	White
Material	Die Cast
Shape	Circular
Height	65mm


Diameter	110mm
Cutout Hole Diameter	100mm
Recessed Ceiling	Yes
Depth Required	95mm
Indoor	Yes
Outdoor	Yes
Adjustable	No

## Electrical Characteristics

Gear	External-Included
Fitting + Driver	
Input Voltage	220-240V
50 Hz	Yes
60 Hz	Yes
Safety Class	
Power(Watts)	15W
IP Rating	IP65
Light Source	LED built in
Dimmable	No
Cable Length	200cm
F Mark	


Fitting	
Input Type	Constant Current
Input Current	350mA
Voltage	37V
Safety Class	
Power(Watts)	12,95W
IP Rating	IP65
Light Source	LED built in

LED Type
LED Brand
F Mark

COB
Cree


## Gear

Gear Type
Input Voltage
50 Hz
60 Hz
Power(Watts)
Power Factor
Constant Current
350mA
IP Rating
Safety Class
Dimmable
Housing Material
Output Terminal
Brand

Led Driver
220-240V
Yes
Yes
10-14,7W
0,9
Yes
27-42V
IP20

No
Plastic
Cable
Kegu

## Illumination Data

Colour Temperature
Lumen Output
Light Efficiency
CRI
Beam Angle
Illumination Diagram

4000K
1200lm
80lm/W
80
60°

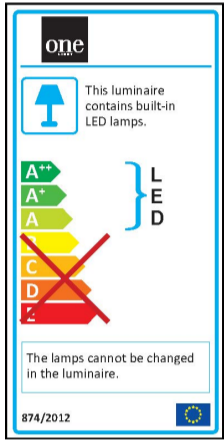

## Packing Info

Box Length
------------

13,5cm
--------

Box Width	13cm
Box Height	9cm
Box Weight	0,49kg
Pcs/Carton	20
Barcode	5291889051879
HS Code	9405409900

## Energy Label



## Certification & Warranty

Warranty	3 Years
Weee Directive	Yes