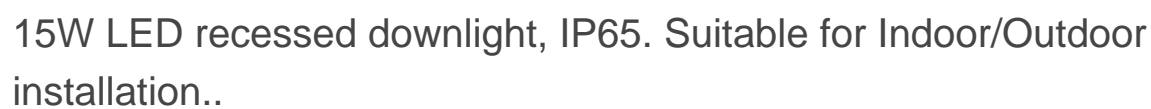


10115G/W/W



Complies with standard EN60598-1 and any other specific standards.





## Dimensions




Item Group	06 Downlights Fixed LED
Family	The Outdoor/Bathroom IP65 Range Die cast
Order Code	10115G/W/W
Colour	White
Material	Die Cast
Shape	Circular
Height	65mm


Diameter	110mm
Cutout Hole Diameter	100mm
Recessed Ceiling	Yes
Depth Required	95mm
Indoor	Yes
Outdoor	Yes
Adjustable	No

Electrical Characteristics

Gear	External-Included
Fitting + Driver	
Input Voltage	220-240V
50 Hz	Yes
60 Hz	Yes
Safety Class	
Power(Watts)	15W
IP Rating	IP65
Light Source	LED built in
Dimmable	No
Cable Length	200cm
F Mark	


Fitting	
Input Type	Constant Current
Input Current	350mA
Voltage	37V
Safety Class	
Power(Watts)	12,95W
IP Rating	IP65
Light Source	LED built in

LED Type
LED Brand
F Mark

COB
Cree


Gear

Gear Type
Input Voltage
50 Hz
60 Hz
Power(Watts)
Power Factor
Constant Current
350mA
IP Rating
Safety Class
Dimmable
Housing Material
Output Terminal
Brand

Led Driver
220-240V
Yes
Yes
10-14,7W
0,9
Yes
27-42V
IP20

No
Plastic
Cable
Kegu

Illumination Data

Colour Temperature
Lumen Output
Light Efficiency
CRI
Beam Angle
Illumination Diagram

3000K
1125lm
75lm/W
80
60°


Packing Info

Box Length
------------

13,5cm
--------

Box Width	13cm
Box Height	9cm
Box Weight	0,49kg
Pcs/Carton	20
Barcode	5291889051886
HS Code	9405409900

Energy Label



Certification & Warranty

Warranty	3 Years
Weee Directive	Yes