

06 Downlights Fixed LED>The IP54 Dark Light Bathroom Downlights Die cast **10120FD/W/W**



20W Dark Light SMD LED recessed downlight ideal for bathroom installation, IP54.

Complete with 300mA driver.

Complies with standard EN60598-1 and any other specific standards.



Downloads



Dimensions



Gallery






Physical Specification

|            |  |
|------------|--|
| Item Group | 06 Downlights Fixed LED                          |
| Family     | The IP54 Dark Light Bathroom Downlights Die cast |
| Order Code | 10120FD/W/W                                      |
| Colour     | White  |
| Material   | Die Cast   |
| Shape      | Circular   |
| Height     | 54mm   |

|                      |       |
|----------------------|-------|
| Diameter             | 175mm |
| Cutout Hole Diameter | 166mm |
| Recessed Ceiling     | Yes   |
| Depth Required       | 70mm  |
| Indoor               | Yes   |
| Outdoor              | Yes   |
| Adjustable           | No    |

## Electrical Characteristics

| Gear             | External-Included   |
|------------------|---|
| Fitting + Driver |   |
| Input Voltage    | 220-240V  |
| 50 Hz            | Yes   |
| 60 Hz            | Yes   |
| Safety Class     |  |
| Power(Watts)     | 20W   |
| IP Rating        | IP54  |
| Light Source     | LED built in  |
| Dimmable         | No  |
| F Mark           |  |


| Fitting       |   |
|---------------|---|
| Input Type    | Constant Current  |
| Input Current | 300mA   |
| Voltage       | 65V   |
| Safety Class  |  |
| Power(Watts)  | 19,5W   |
| IP Rating     | IP54  |
| Light Source  | LED built in  |
| LED Type      | SMD 2835  |

|           |
|-----------|
| LED Brand |
| F Mark    |

|   |
|---|
| Epistar   |
|  |

## Gear

|                  |
|------------------|
| Gear Type        |
| Input Voltage    |
| 50 Hz            |
| 60 Hz            |
| Power(Watts)     |
| Power Factor     |
| Constant Current |
| 300mA            |
| IP Rating        |
| Safety Class     |
| Dimmable         |
| Housing Material |
| Output Terminal  |
| Brand            |

|   |
|---|
| Led Driver  |
| 220-240V  |
| Yes   |
| Yes   |
| 6-9W  |
| 0,9   |
| Yes   |
| 20-30V  |
| IP20  |
|  |
| No  |
| Plastic   |
| Cable   |
| Kegu  |

## Illumination Data

|                      |
|----------------------|
| Colour Temperature   |
| Lumen Output         |
| Light Efficiency     |
| CRI                  |
| Illumination Diagram |
| Dark Light           |

|   |
|---|
| 3000K   |
| 1700lm  |
| 85lm/W  |
| 80  |
|  |
| Yes   |

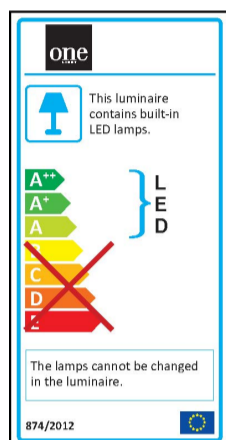
## Packing Info

|            |
|------------|
| Box Length |
| Box Width  |

|        |
|--------|
| 18,5cm |
| 7,5cm  |

|            |               |
|------------|---------------|
| Box Height | 18,5cm        |
| Box Weight | 0,55kg        |
| Pcs/Carton | 20            |
| Barcode    | 5291889051428 |
| HS Code    | 9405409900    |

## Energy Label



## Certification & Warranty

|                |         |
|----------------|---------|
| Warranty       | 2 Years |
| Weee Directive | Yes     |