

06 Downlights Fixed LED>The Dark Light Dome Reflector Die cast

10122FD/W/C



22W LED Dark Light Dome Reflector, IP20.

Complete with 600mA driver.

Complies with standard EN60598-1 and any other specific standards.




Downloads



Dimensions



Gallery






Physical Specification

Item Group	06 Downlights Fixed LED
Family	The Dark Light Dome Reflector Die cast
Order Code	10122FD/W/C
Colour	White
Material	Die Cast
Shape	Circular
Height	60mm

Diameter	225mm
Cutout Hole Diameter	210mm
Recessed Ceiling	Yes
Depth Required	90mm
Indoor	Yes
Adjustable	No

Electrical Characteristics

Gear	External-Included
Fitting + Driver	
Input Voltage	220-240V
50 Hz	Yes
60 Hz	Yes
Safety Class	
Power(Watts)	22W
IP Rating	IP20
Light Source	LED built in
Dimmable	No
F Mark	

Fitting	
Input Type	Constant Current
Input Current	600mA
Voltage	35V
Safety Class	
Power(Watts)	21W
IP Rating	IP20
Light Source	LED built in
LED Type	SMD 2835
LED Brand	Sanan

Gear

Gear Type

Led Driver

Input Voltage

220-240V

50 Hz

Yes

60 Hz

Yes

Power(Watts)

15-21W

Power Factor

0,9

Constant Current

Yes

600mA

25-35V

IP Rating

IP20

Safety Class



Dimmable

No

Housing Material

Plastic

Output Terminal

Cable

Brand

Kegu

Protection

Short Circuit and Overload

Illumination Data

Colour Temperature

4000K

Lumen Output

1550lm

Light Efficiency

70,45lm/W

CRI

80

Illumination Diagram



Dark Light

Yes

Packing Info

Box Length

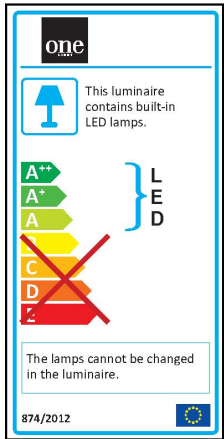
23,5cm

Box Width

23cm

Box Height	6,5cm
Box Weight	0,58Kg
Pcs/Carton	20
Barcode	5291889051633
HS Code	9405409900

Energy Label



Certification & Warranty

Warranty	2 Years
Average Lifetime	30000hrs
Weee Directive	Yes