

08 Downlights Adjustable LED>Adjustable Multi LED Aluminium

11106LB/W/35



6W LED adjustable multiled downlight, IP20.

Requires 350mA driver.

Complies with standard EN60598-1 and any other specific standards.



Downloads



Dimensions



Gallery



Must be ordered separately





89008

Physical Specification

Item Group	08 Downlights Adjustable LED
Family	Adjustable Multi LED Aluminium
Order Code	11106LB/W/35
Colour	Black
Material	Aluminium
Shape	Circular
Height	40mm
Diameter	105mm
Cutout Hole Diameter	90mm
Recessed Ceiling	Yes
Depth Required	50mm
Indoor	Yes
Adjustable	1 Direction

Electrical Characteristics

Fitting	
Input Type	Constant Current
Input Current	350mA
Safety Class	
Power(Watts)	6W
IP Rating	IP20
Light Source	LED built in
LED Number	6
Cable Length	40cm
F Mark	

Illumination Data

Colour Temperature	3000K
--------------------	-------

Lumen Output
Light Efficiency
Beam Angle
Illumination Diagram

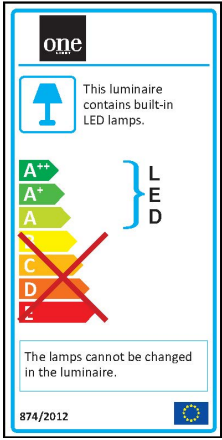
270lm
45lm/W
35°


Packing Info

Pcs/Carton
Barcode
HS Code

50
5291889022084
9405409900

Energy Label



Certification & Warranty

Warranty
Weee Directive

2 Years
Yes