

11118TR/W/C



Complies with standard EN60598-1 and any other specific standards





Dimensions




160mm


Diameter	154mm
Cutout Hole Diameter	135mm
Recessed Ceiling	Yes
Depth Required	200mm
Indoor	Yes
Adjustable	2 Directions

Electrical Characteristics

Gear	External-Included
Fitting + Driver	
Input Voltage	100-240V
50 Hz	Yes
60 Hz	Yes
Safety Class	
Power(Watts)	18W
IP Rating	IP20
Light Source	LED built in
Dimmable	No
F Mark	


Fitting	
Input Type	Constant Current
Input Current	450mA
Voltage	38V
Safety Class	
Power(Watts)	17,4W
IP Rating	IP20
Light Source	LED built in
LED Type	COB
LED Brand	Cree

LED Number
F Mark

1



Gear

Gear Type
Input Voltage
50 Hz
60 Hz
Power(Watts)
Power Factor
Constant Current
450mA
IP Rating
Safety Class
Dimmable
Housing Material
Output Terminal
Brand
Protection

Led Driver
100-240V
Yes
Yes
16-20W
0,9
Yes
35-45V
IP20

No
Plastic
Connector
0
0

Illumination Data

Colour Temperature
Lumen Output
Light Efficiency
CRI
Beam Angle
Illumination Diagram
Dark Light

4000K
1300lm
72,22lm/W
80
35°

Yes

Packing Info

Box Length	28cm
Box Width	20cm
Box Height	19cm
Pcs/Carton	12
Barcode	5291889032939
HS Code	9405409900

Energy Label



Certification & Warranty

Warranty	2 Years
----------	---------