

14 Wall & Ceiling LED>Dark Light Ceiling Tubes

12406C/W/W



10W SMD LED ceiling light IP20.

Complete with 700mA driver.

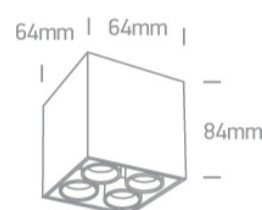
Complies with standard EN60598-1 and any other specific standards.



Downloads



Dimensions



Physical Specification

Item Group	14 Wall & Ceiling LED
Family	Dark Light Ceiling Tubes
Order Code	12406C/W/W
Colour	White
Material	Aluminium
Shape	Rectangular
Length	77mm
Width	64mm
Height	64mm
Surface Ceiling	Yes
Indoor	Yes
Adjustable	No

Gear

Built In

Fitting + Driver

Input Voltage

220-240V

50 Hz

Yes

60 Hz

Yes

Safety Class



Power(Watts)

10W

IP Rating

IP20

Light Source

LED built in

Dimmable

No

F Mark



Fitting

Input Type

Constant Current

Input Current

700mA

Voltage

12V

Power(Watts)

8,4W

IP Rating

IP20

Light Source

LED built in

LED Type

SMD 3535

LED Brand

Cree

LED Number

4

F Mark



Gear

Gear Type

Led Driver

Input Voltage


220-240V

50 Hz


Yes

60 Hz

Yes

Power(Watts)	6,3-11,2W
Power Factor	0,5
Constant Current	Yes
700mA	9-16V
IP Rating	IP20
Safety Class	
Dimmable	No
Ambient Temp	45°C
Operating Temp	75°C
Housing Material	Plastic
Output Terminal	Cable
Brand	KEGU

#### Illumination Data

Colour Temperature	3000K
Lumen Output	800lm
Light Efficiency	80lm/W
CRI	85
Beam Angle	25°
Illumination Diagram	
Dark Light	Yes

#### Packing Info

Pcs/Carton	40
Barcode	5291889066941
HS Code	9405409900

#### Energy Label



## Certification & Warranty

Warranty

3 Years

Weee Directive

Yes