

14 Wall & Ceiling LED>Dark Light Ceiling Tubes

12906C/B/W



20W SMD LED ceiling light IP20.

Complete with 700mA driver.

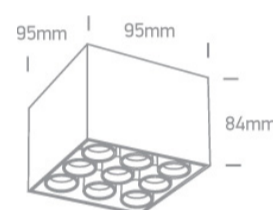
Complies with standard EN60598-1 and any other specific standards.



Downloads



Dimensions



Physical Specification

Item Group	14 Wall & Ceiling LED
Family	Dark Light Ceiling Tubes
Order Code	12906C/B/W
Colour	Black
Material	Aluminium
Shape	Rectangular
Length	95mm
Width	95mm
Height	84mm
Surface Ceiling	Yes
Indoor	Yes
Adjustable	No

Gear

Built In

Fitting + Driver

Input Voltage

220-240V

50 Hz

Yes

60 Hz

Yes

Safety Class



Power(Watts)

20W

IP Rating

IP20

Light Source

LED built in

Dimmable

No

F Mark



Fitting

Input Type

Constant Current

Input Current

700mA

Voltage

27V

Power(Watts)

18,9W

IP Rating

IP20

Light Source

LED built in

LED Type

SMD 3535

LED Brand

Cree

LED Number

9

F Mark



Gear

Gear Type

Led Driver

Input Voltage


220-240V

50 Hz


Yes

60 Hz

Yes

Power(Watts)	13,3-19,6W
Power Factor	0,9
Constant Current	Yes
700mA	19-28V
IP Rating	IP20
Safety Class	
Dimmable	No
Ambient Temp	45°C
Operating Temp	75°C
Housing Material	Plastic
Output Terminal	Cable
Brand	KEGU

#### Illumination Data

Colour Temperature	3000K
Lumen Output	1600lm
Light Efficiency	80lm/W
CRI	85
Beam Angle	25°
Illumination Diagram	
Dark Light	Yes

#### Packing Info

Pcs/Carton	20
Barcode	5291889066989
HS Code	9405409900

#### Energy Label



## Certification & Warranty

Warranty

3 Years

Weee Directive

Yes