



23W LED fitting ideal for installation above the bathroom mirror, IP44.

Supplied with non-dimmable LED driver.

Complies with standard EN60598-1 and any other specific standards.



Downloads



Dimensions



Gallery





Physical Specification

Item Group	16 Bathroom & Mirror
Family	The Mirror LED Range
Order Code	38114DL/C
Colour	Chrome
Material	Die Cast
Diffuser Material	Acrylic
Shape	Rectangular


Length	580mm
Width	78mm
Height	40mm
Surface Wall	Yes
Indoor	Yes

## Electrical Characteristics


Gear	Built In
Fitting + Driver	
Input Voltage	220-240V
50 Hz	Yes
60 Hz	Yes
Safety Class	
Power(Watts)	23W
IP Rating	IP44
Light Source	LED built in
Dimmable	No
F Mark	

Fitting	
Input Type	Constant Current
Input Current	250mA
Voltage	90V
Power(Watts)	22,5W
IP Rating	IP44
Light Source	LED built in
LED Type	SMD 2835
LED Brand	Epistar

Gear
------

Gear Type	Led Driver
Input Voltage	220-240V
50 Hz	Yes
60 Hz	Yes
Power(Watts)	13,33-23W
Power Factor	0,9
Constant Current	Yes
250mA	50-95V
IP Rating	IP20
Safety Class	
Dimmable	No
Manufacturer	3AAA

#### Illumination Data

Colour Temperature	4000K
Lumen Output	1650lm
Light Efficiency	71,73lm/W
CRI	80
Illumination Diagram	

#### Packing Info

Box Length	61cm
Box Width	11cm
Box Height	7cm
Box Weight	0,9kg
Pcs/Carton	8
Barcode	5291889054542
HS Code	9405409900

#### Energy Label



## Certification & Warranty

Warranty

2 Years

Weee Directive

Yes