



16 Bathroom & Mirror>The Mirror LED Range

38116F/C



16W LED fitting ideal for installation above the bathroom mirror, IP44.

Supplied with non-dimmable LED driver.

Complies with standard EN60598-1 and any other specific standards.



Downloads





Dimensions



Physical Specification

Item Group	16 Bathroom & Mirror
Family	The Mirror LED Range
Order Code	38116F/C
Colour	Chrome
Material	Aluminium
Diffuser Material	Glass
Shape	Circular
Height	530mm
Diameter	70mm
Surface Wall	Yes
Indoor	Yes

Gear	Built In
Fitting + Driver	
Input Voltage	220-240V
50 Hz	Yes
60 Hz	Yes
Safety Class	
Power(Watts)	16W
IP Rating	IP44
Light Source	LED built in
Dimmable	No
F Mark	
Fitting	
Input Type	Constant Current
Input Current	600mA
Voltage	25V
Power(Watts)	15W
IP Rating	IP44
Light Source	LED built in
LED Type	SMD 2835
LED Brand	Sanan
Gear	
Gear Type	Led Driver
Input Voltage	220-240V
50 Hz	Yes
60 Hz	Yes
Power(Watts)	12-20,4W
Power Factor	0,9

Constant Current
600mA
IP Rating
Safety Class
Dimmable
Brand

Yes
20-34V
IP20

No
3AAA

Illumination Data

Colour Temperature
Lumen Output
Light Efficiency
CRI
Illumination Diagram

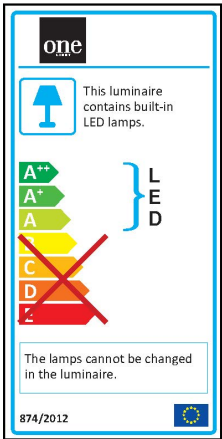
4000K
1120lm
70lm/W
80


Packing Info

Pcs/Carton
Barcode
HS Code

8
5291889066156
9405409900

Energy Label



Warranty

2 Years

Weee Directive

Yes