



21 Industrial & Floodlights>The High Power IP65 LED Range Single

38118M/C



IP65 LED fitting to replace T8 IP65 traditional waterproof fluorescent. Stainless steel clips included. Polycarbonate body and diffuser.

Supplied with non-dimmable LED driver.

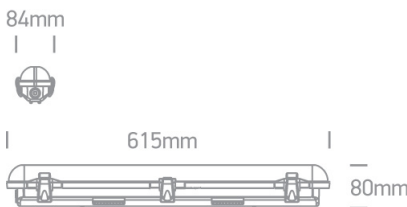
Complies with standard EN60598-1 and any other specific standards.



Downloads



Dimensions



Gallery





Physical Specification

|                   |                                      |
|-------------------|--------------------------------------|
| Item Group        | 21 Industrial & Floodlights          |
| Family            | The High Power IP65 LED Range Single |
| Order Code        | 38118M/C                             |
| Colour            | Grey                                 |
| Material          | PC                                   |
| Diffuser Material | PC                                   |
| Shape             | Rectangular                          |

|                 |       |
|-----------------|-------|
| Length          | 615mm |
| Width           | 84mm  |
| Height          | 80mm  |
| Surface Ceiling | Yes   |
| Surface Wall    | Yes   |
| Indoor          | Yes   |
| Outdoor         | Yes   |
| Adjustable      | No    |
| IK Rating       | 8     |


Electrical Characteristics

|                  |   |
|------------------|---|
| Gear             | Built In  |
| Fitting + Driver |   |
| Input Voltage    | 220-240V  |
| 50 Hz            | Yes   |
| 60 Hz            | Yes   |
| Safety Class     |  |
| Power(Watts)     | 15W   |
| IP Rating        | IP65  |
| Light Source     | LED built in  |
| Dimmable         | No  |
| F Mark           |  |


|               |                  |
|---------------|------------------|
| Fitting       |                  |
| Input Type    | Constant Current |
| Input Current | 400mA            |
| Voltage       | 36V              |
| Power(Watts)  | 14,4W            |
| IP Rating     | IP65             |
| Light Source  | LED built in     |

|            |           |
|------------|-----------|
| LED Type   | SMD 2835  |
| LED Brand  | Everlight |
| LED Number | 54        |

Gear

|                  |   |
|------------------|---|
| Gear Type        | Led Driver  |
| Input Voltage    | 220-240V  |
| 50 Hz            | Yes   |
| 60 Hz            | Yes   |
| Power(Watts)     | 9,45-14W  |
| Power Factor     | 0,9   |
| Constant Current | Yes   |
| 350mA            | 27-40V  |
| IP Rating        | IP20  |
| Safety Class     |  |
| Dimmable         | No  |
| Housing Material | Plastic   |
| Output Terminal  | Connector   |
| Brand            | Tridonic  |

Illumination Data

|                      |   |
|----------------------|---|
| Colour Temperature   | 4000K   |
| Lumen Output         | 1200lm  |
| Light Efficiency     | 80lm/W  |
| CRI                  | 80  |
| Illumination Diagram |  |

Packing Info

|            |       |
|------------|-------|
| Box Length | 62cm  |
| Box Width  | 8,3cm |

|            |               |
|------------|---------------|
| Box Height | 9cm           |
| Box Weight | 1,2Kg         |
| Pcs/Carton | 6             |
| Barcode    | 5291889054986 |
| HS Code    | 9405104090    |

Certification & Warranty

|                |         |
|----------------|---------|
| Warranty       | 3 Years |
| Weee Directive | Yes     |