

22W slim downlight LED, IP40, ideal for commercial applications such as offices, galleries and showrooms.

Supplied with 500mA non-dimmable LED driver.

Complies with standard EN60598-1 and any other specific standards.



Downloads



Dimensions



Gallery



Related items



89024UT



Physical Specification

Item Group
Family


06 Downlights Fixed LED
The 22-30W Square Recessed Panels Die cast

Order Code	50122FA/W/C
Colour	White
Material	Die Cast
Diffuser Material	Acrylic
Shape	Rectangular
Length	225mm
Width	225mm
Height	22mm
Cutout Hole Width	210mm
Cutout Hole Length	210mm
Recessed Ceiling	Yes
Depth Required	50mm
Indoor	Yes
Adjustable	No


Electrical Characteristics

Gear	External-Included
Fitting + Driver	
Input Voltage	220-240V
50 Hz	Yes
60 Hz	Yes
Safety Class	
Power(Watts)	22W
IP Rating	IP40
Light Source	LED built in
Dimmable	No
F Mark	

Fitting	
Input Type	Constant Current


Input Current	500mA
Voltage	39V
Safety Class	
Power(Watts)	19,5W
IP Rating	IP40
Light Source	LED built in
LED Type	SMD 2835
LED Brand	Epistar
LED Number	108

Gear

Gear Type	Led Driver
Input Voltage	220-240V
50 Hz	Yes
60 Hz	Yes
Power(Watts)	12,5-20W
Power Factor	0,6
Constant Current	Yes
500mA	25-40V
IP Rating	IP20
Safety Class	
Dimmable	No
Ambient Temp	50°C
Operating Temp	75°C
Housing Material	Plastic
Brand	Lifud

Illumination Data

Colour Temperature	4000K
Lumen Output	1540lm
Light Efficiency	70lm/W

CRI	80
Beam Angle	120°
Illumination Diagram	

Packing Info

Box Length	28cm
Box Width	23,5cm
Box Height	3cm
Box Weight	0,695Kg
Pcs/Carton	20
Barcode	5291889044352
HS Code	9405109890

Certification & Warranty

Warranty	2 Years
Average Lifetime	30000 hours
Weee Directive	Yes