

06 Downlights Fixed LED>Panels For Germany/Austria

50140AE/W/C



62x62 recessed LED panel for T-rail false ceilings. Can be recessed or suspended. Uniform lighting, ideal for commercial applications.

Complete with 1000mA driver.

Complies with standard EN60598-1 and any other specific standards.



Downloads



Dimensions



Accessories



050017



050108

Related items



89050L



89050TLD



Physical Specification

Item Group


06 Downlights Fixed LED

Family	Panels For Germany/Austria
Order Code	50140AE/W/C
Colour	White
Material	Aluminium
Shape	Rectangular
Length	595mm
Width	595mm
Height	10mm
Recessed T-Ceiling	Yes
Depth Required	50mm
Indoor	Yes
Adjustable	No


Electrical Characteristics

Gear	External-Included
Fitting + Driver	
Input Voltage	220-240V
50 Hz	Yes
60 Hz	Yes
Safety Class	
Power(Watts)	40W
IP Rating	IP20
Light Source	LED built in
Dimmable	No
F Mark	

Fitting	
Input Type	Constant Current
Input Current	1000mA
Voltage	36V

Safety Class	
Power(Watts)	36W
IP Rating	IP20
Light Source	LED built in
LED Type	SMD 4014
LED Brand	Sanan

Gear

Gear Type	Led Driver
Input Voltage	220-240V
50 Hz	Yes
60 Hz	Yes
Power(Watts)	25-42W
Power Factor	0,9
Constant Current	Yes
1000mA	25-42V
IP Rating	IP20
Safety Class	
Dimmable	No
Ambient Temp	-30? ~ +50?
Housing Material	Plastic
Output Terminal	Cable
Brand	Lifud
Protection	No-Load, Short Circuit

Illumination Data

Colour Temperature	4000K
Lumen Output	3400lm
Light Efficiency	85lm/W
CRI	80
Beam Angle	120°



Packing Info

Box Weight

3,4Kg

Pcs/Carton

6

Barcode

5291889045595

HS Code

9405109890

Certification & Warranty

Warranty

2 Years

Weee Directive

Yes