



2x20W downlight LED, shop square boxes range IP20, ideal for commercial applications such as offices, galleries and showrooms.

Supplied with 500mA non-dimmable LED drivers.

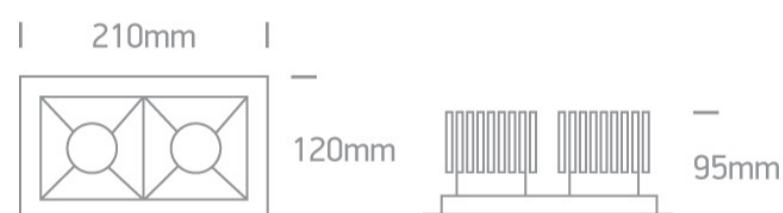
Complies with standard EN60598-1 and any other specific standards.



Downloads



Dimensions






Physical Specification

Item Group	06 Downlights Fixed LED
Family	Shop Square Boxes
Order Code	50220B/B/W
Colour	Black
Material	Aluminium
Shape	Rectangular
Length	210mm
Width	120mm
Height	95mm
Cutout Hole Width	190mm
Cutout Hole Length	110mm
Recessed Ceiling	Yes

Depth Required	120mm
Indoor	Yes
Adjustable	No

Electrical Characteristics


Gear	External-Included
Fitting + Driver	
Input Voltage	220-240V
50 Hz	Yes
60 Hz	Yes
Safety Class	
Power(Watts)	2x20W
IP Rating	IP20
Light Source	LED built in
Dimmable	No
F Mark	

Fitting	
Input Type	Constant Current
Input Current	500mA
Voltage	2x34,7V
Safety Class	
Power(Watts)	2x17,35W
IP Rating	IP20
Light Source	LED built in
LED Type	COB
LED Brand	Sanan

Gear	
Gear Type	Led Driver

Input Voltage	220-240V
50 Hz	Yes
60 Hz	Yes
Power(Watts)	12,5-20W
Power Factor	0,9
Constant Current	Yes
500mA	25-40V
IP Rating	IP20
Safety Class	
Dimmable	No
Housing Material	Plastic
Brand	Lifud

Illumination Data

Colour Temperature	3000K
Lumen Output	2x1700lm
Light Efficiency	85lm/W
CRI	80
Beam Angle	30°
Illumination Diagram	

Packing Info

Pcs/Carton	10
Barcode	5291889061410
HS Code	9405409900

Energy Label



Certification & Warranty

Warranty

3 Years

Weee Directive

Yes