

07 Downlights Adjustable LED>The Box Type Shop Range

51145/W/W



45W SMD LED Recessed Adjustable downlight with wide beam angle, IP20.

Complete 1200mA driver.

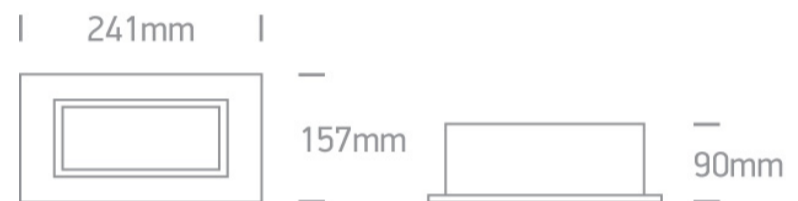
Complies with standard EN60598-1 and any other specific standards




Downloads



Dimensions



Gallery





Physical Specification



Item Group	07 Downlights Adjustable LED
Family	The Box Type Shop Range
Order Code	51145/W/W
Colour	White
Material	Die Cast
Shape	Rectangular
Length	241mm

Width	157mm
Height	90mm
Cutout Hole Width	210mm
Cutout Hole Length	130mm
Recessed Ceiling	Yes
Depth Required	150mm
Indoor	Yes
Adjustable	1 Direction


## Electrical Characteristics

Gear	External-Included
Fitting + Driver	
Input Voltage	220-240V
50 Hz	Yes
60 Hz	Yes
Safety Class	
Power(Watts)	45W
IP Rating	IP20
Light Source	LED built in
Dimmable	No

Fitting	
Input Type	Constant Current
Input Current	1200mA
Voltage	34V
Safety Class	
Power(Watts)	41W
IP Rating	IP20
Light Source	LED built in
LED Type	SMD 2835

LED Brand	Sanan
LED Number	99
F Mark	
<b>Gear</b>	
Gear Type	Led Driver
Input Voltage	220-240V
50 Hz	Yes
60 Hz	Yes
Power(Watts)	32,4-50,4W
Power Factor	0,9
Constant Current	Yes
1200mA	27-42V
IP Rating	IP20
Safety Class	
Dimmable	No
Ambient Temp	50°C
Operating Temp	85°C
Housing Material	Plastic
Output Terminal	Connector
Brand	Eaglerise
Protection	0

### Illumination Data

Colour Temperature	3000K
Lumen Output	3500lm
Light Efficiency	77,77lm/W
CRI	80
Beam Angle	95°
Illumination Diagram	

## Packing Info

Box Weight

2,2Kg

Pcs/Carton

4

Barcode

5291889041184

HS Code

9405409900

## Certification & Warranty

Warranty

2 Years

Weee Directive

Yes