

04 Recessed Spots Adjustable LED>Moving Inner Cylinder Range

51206M/W/W



2x6W LED recessed adjustable spot, IP20.

Requires 350mA driver.

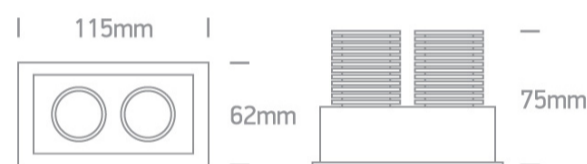
Complies with standard EN60598-1 and any other specific standards.



Downloads



Dimensions



Must be ordered separately



89008



Physical Specification

Item Group	04 Recessed Spots Adjustable LED
Family	Moving Inner Cylinder Range
Order Code	51206M/W/W
Colour	White
Material	Die Cast
Shape	Rectangular

Length	115mm
Width	62mm
Height	75mm
Cutout Hole Width	108mm
Cutout Hole Length	58mm
Recessed Ceiling	Yes
Depth Required	95mm
Indoor	Yes
Adjustable	2 Directions

Electrical Characteristics

Fitting

Input Type	Constant Current
Input Current	350mA
Voltage	2x17,6V
Safety Class	
Power(Watts)	2x6W
IP Rating	IP20
Light Source	LED built in
LED Type	COB
LED Brand	Citizen
LED Number	2
Cable Length	40cm
F Mark	

Illumination Data

Colour Temperature	3000K
Lumen Output	2x540lm
Light Efficiency	90lm/W

CRI

90

Beam Angle

24°

Illumination Diagram



Packing Info

Pcs/Carton

36

Barcode

5291889064329

HS Code

9405409900

Certification & Warranty

Warranty

3 Years

Weee Directive

Yes