

04 Recessed Spots Adjustable LED>Moving Inner Cylinder Range

51306M/W/W



3x6W LED recessed adjustable spot, IP20.

Requires 350mA driver.

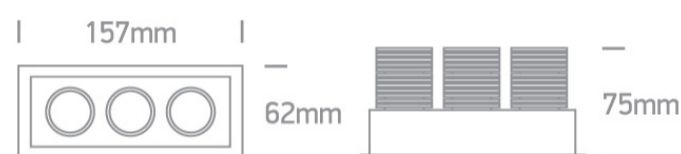
Complies with standard EN60598-1 and any other specific standards.



Downloads



Dimensions



Must be ordered separately



89008



Physical Specification

Item Group	04 Recessed Spots Adjustable LED
Family	Moving Inner Cylinder Range
Order Code	51306M/W/W
Colour	White
Material	Die Cast
Shape	Rectangular

Length	157mm
Width	62mm
Height	75mm
Cutout Hole Width	150mm
Cutout Hole Length	58mm
Recessed Ceiling	Yes
Depth Required	95mm
Indoor	Yes
Adjustable	2 Directions


Electrical Characteristics

Fitting

Input Type	Constant Current
Input Current	350mA
Voltage	3x17,6V
Safety Class	
Power(Watts)	6W
IP Rating	IP20
Light Source	LED built in
LED Type	COB
LED Brand	Citizen
LED Number	2
Cable Length	40cm
F Mark	

Illumination Data

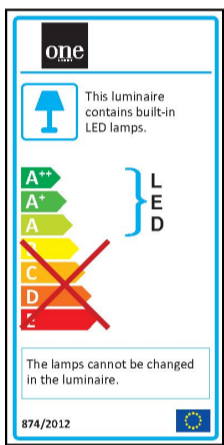
Colour Temperature	3000K
Lumen Output	3x540lm
Light Efficiency	90lm/W

CRI	90
Beam Angle	24°
Illumination Diagram	

Packing Info

Pcs/Carton	24
Barcode	5291889064343
HS Code	9405409900

Energy Label



Certification & Warranty

Warranty	3 Years
Weee Directive	Yes