

15 Plafo > The LED Plafo Range

62026A/W



15W LED slim plafo light, IP20, suitable for residential and commercial application.

Supplied with non-dimmable LED driver.


Complies with standard EN60598-1 and any other specific standards.



Downloads



Dimensions



Physical Specification

Item Group	15 Plafo
Family	The LED Plafo Range
Order Code	62026A/W
Colour	White
Material	Metal
Diffuser Material	Plastic
Shape	Circular
Height	58mm
Diameter	300mm
Surface Ceiling	Yes
Indoor	Yes
Adjustable	No

Gear

Built In

Fitting + Driver

Input Voltage

220-240V

50 Hz

Yes

60 Hz

Yes

Safety Class



Power(Watts)

15W

IP Rating

IP20

Light Source

LED built in

Dimmable

No

F Mark



Fitting

Input Type

Constant Current

Input Current

95mA

Voltage

150V

Power(Watts)

14,2W

IP Rating

IP20

Light Source

LED built in

LED Type

SMD 2835

LED Brand

Sanan

F Mark



Gear

Gear Type

Led Driver

Input Voltage

220-240V

50 Hz

Yes

60 Hz


Yes

Power(Watts)

14,2-15,6W

Power Factor	0,9
Constant Current	Yes
Output	95mA
Voltage Range	150-170v
IP Rating	IP20
Safety Class	
Dimmable	No
Housing Material	Plastic
Output Terminal	Connector

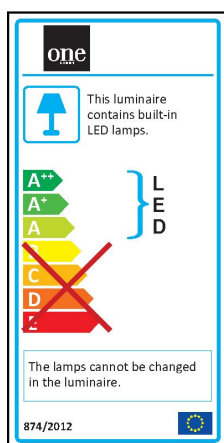
Illumination Data

Colour Temperature	3000K
Lumen Output	1050lm
Light Efficiency	70lm/W
Illumination Diagram	

Packing Info

Pcs/Carton	5
Barcode	5291889063759
HS Code	9405409900

Energy Label



Warranty

2 Years

Weee Directive

Yes
