



15 Plafo>Square LED Plafo Steel

62102/MC



17W SMD LED steel square LED Plafo.

Supplied with non-dimmable LED driver.


Complies with standard EN60598-1 and any other specific standards.



Downloads



Dimensions



Physical Specification



|                   |                        |
|-------------------|------------------------|
| Product Type      | Gear                   |
| Item Group        | 15 Plafo               |
| Family            | Square LED Plafo Steel |
| Order Code        | 62102/MC               |
| Colour            | Brushed Chrome         |
| Material          | Steel                  |
| Diffuser Material | Glass                  |
| Shape             | Rectangular            |
| Length            | 300mm                  |
| Width             | 300mm                  |
| Height            | 60mm                   |
| Surface Ceiling   | Yes                    |

|            |
|------------|
| Indoor     |
| Adjustable |



|     |
|-----|
| Yes |
| No  |

Electrical Characteristics

|                  |
|------------------|
| Gear             |
| Fitting + Driver |
| Input Voltage    |
| 50 Hz            |
| 60 Hz            |
| Safety Class     |
| Power(Watts)     |
| IP Rating        |
| Light Source     |
| Dimmable         |
| F Mark           |

|   |
|---|
| External-Included   |
| 220-240V  |
| Yes   |
| Yes   |
|   |
| 17W   |
| IP20  |
| LED built in  |
| No  |
|  |

|               |
|---------------|
| Fitting       |
| Input Type    |
| Input Current |
| Voltage       |
| Safety Class  |
| Power(Watts)  |
| IP Rating     |
| Light Source  |
| LED Type      |
| LED Number    |
| F Mark        |

|   |
|---|
| Constant Current  |
| 700mA   |
| 18V   |
|  |
| 12,6W   |
| IP20  |
| LED built in  |
| SMD   |
| 81  |
|  |

|           |
|-----------|
| Gear      |
| Gear Type |


|            |
|------------|
| Led Driver |
|------------|

|                  |
|------------------|
| Input Voltage    |
| 50 Hz            |
| 60 Hz            |
| Power(Watts)     |
| Power Factor     |
| Constant Current |
| 700mA            |
| IP Rating        |
| Safety Class     |
| Dimmable         |
| Housing Material |
| Output Terminal  |

|   |
|---|
| 220-240V  |
| Yes   |
| Yes   |
| 12,4W   |
| 0,9   |
| Yes   |
| 18V   |
| IP20  |
|  |
| No  |
| Plastic   |
| Cable   |

Illumination Data

|                      |
|----------------------|
| Colour Temperature   |
| CRI                  |
| Illumination Diagram |

|   |
|---|
| 3000K   |
| 80  |
|  |

Packing Info

|            |
|------------|
| Box Length |
| Box Width  |
| Box Height |
| Pcs/Carton |
| Barcode    |
| HS Code    |

|               |
|---------------|
| 34cm          |
| 34cm          |
| 9,5cm         |
| 5             |
| 5291889017189 |
| 9405409900    |

Energy Label



Certification & Warranty

Warranty

2 Years

Wee Directive

Yes