

06 Downlights Fixed LED>Surface/Recessed Panels Adjustable Cut Out Hole

62116FA/W/C



16W Downlight LED, IP20

Complete with 230mA driver.

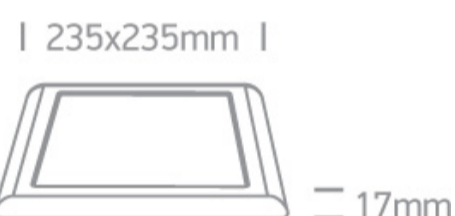
Complies with standard EN60598-1 and any other specific standards.



Downloads



Dimensions



Physical Specification

Item Group	06 Downlights Fixed LED
Family	Surface/Recessed Panels Adjustable Cut Out Hole
Order Code	62116FA/W/C
Colour	White
Material	Plastic
Shape	Rectangular
Length	235mm
Width	235mm
Height	17mm
Cutout Hole Diameter	70mm-190mm
Recessed Ceiling	Yes
Depth Required	50mm

Indoor

Yes

Adjustable

No

Electrical Characteristics

Gear

Built In

Fitting + Driver

Input Voltage

100-240V

50 Hz

Yes

60 Hz

Yes

Safety Class



Power(Watts)

16W

IP Rating

IP20

Light Source

LED built in

Dimmable

No

F Mark



Fitting

Input Type

Constant Current

Input Current

230mA

Voltage

68V

Power(Watts)

15,6W

IP Rating

IP20

Light Source

LED built in

LED Type

SMD 2835

LED Brand

Epistar

Gear

Gear Type


Led Driver

Input Voltage

100-240V

50 Hz

Yes

60 Hz	Yes
Power(Watts)	16W
Power Factor	0,5
Constant Current	Yes
Output	230mA
IP Rating	IP20
Safety Class	
Dimmable	No
Output Terminal	Cable

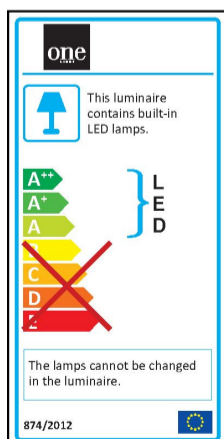
Illumination Data

Colour Temperature	4000K
Lumen Output	1500lm
Light Efficiency	93,75lm/W
CRI	80
Illumination Diagram	

Packing Info

Pcs/Carton	20
Barcode	5291889067771
HS Code	9405104090

Energy Label



Warranty

2 Years

Weee Directive

Yes
