

06 Downlights Fixed LED>Surface/Recessed Panels Adjustable Cut Out Hole

62116F/W/W



16W Downlight LED, IP20

Complete with 210mA driver.


Complies with standard EN60598-1 and any other specific standards.



Downloads



Dimensions



Gallery





Physical Specification

Item Group	06 Downlights Fixed LED
Family	Surface/Recessed Panels Adjustable Cut Out Hole
Order Code	62116F/W/W
Colour	White
Material	Plastic
Shape	Circular
Height	17mm


Diameter	235mm
Cutout Hole Diameter	70mm-175mm
Recessed Ceiling	Yes
Depth Required	50mm
Indoor	Yes
Adjustable	No

Electrical Characteristics


Gear	Built In
Fitting + Driver	
Input Voltage	100-240V
50 Hz	Yes
60 Hz	Yes
Safety Class	
Power(Watts)	16W
IP Rating	IP20
Light Source	LED built in
Dimmable	No
F Mark	

Fitting	
Input Type	Constant Current
Input Current	210mA
Voltage	78V
Power(Watts)	15,6W
IP Rating	IP20
Light Source	LED built in
LED Type	SMD 2835
LED Brand	Epistar

Gear

Gear Type	Led Driver
Input Voltage	100-240V
50 Hz	Yes
60 Hz	Yes
Power(Watts)	16W
Power Factor	0,5
Constant Current	Yes
Output	210mA
IP Rating	IP20
Safety Class	
Dimmable	No
Output Terminal	Cable

Illumination Data

Colour Temperature	3000K
Lumen Output	1500lm
Light Efficiency	93,75lm/W
CRI	80
Illumination Diagram	

Packing Info

Pcs/Carton	20
Barcode	5291889067764
HS Code	9405104090

Energy Label



Certification & Warranty

Warranty

2 Years

Weee Directive

Yes