



15 Plafo>The LED Panel Plafo Square

62122F/W/W



22W LED slim plafo light, IP40, suitable for residential and commercial application.

Supplied with non-dimmable LED driver.

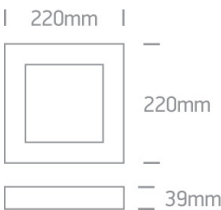
Complies with standard EN60598-1 and any other specific standards.



Downloads








Dimensions




Physical Specification

Item Group	15 Plafo
Family	The LED Panel Plafo Square
Order Code	62122F/W/W
Colour	White
Material	Die Cast
Shape	Rectangular
Length	220mm
Width	220mm
Height	39mm
Surface Ceiling	Yes
Indoor	Yes
Adjustable	No

Gear	External-Included
Fitting + Driver	
Input Voltage	220-240V
50 Hz	Yes
60 Hz	Yes
Safety Class	
Power(Watts)	22W
IP Rating	IP40
Light Source	LED built in
Dimmable	No
F Mark	
Fitting	
Input Type	Constant Current
Input Current	700mA
Voltage	26V
Safety Class	
Power(Watts)	18,2W
IP Rating	IP40
Light Source	LED built in
LED Type	SMD 2016
LED Brand	Sanan
F Mark	
Gear	
Gear Type	Led Driver
Input Voltage	220-240V
50 Hz	Yes
60 Hz	Yes

Power(Watts)	12-18,2W
Power Factor	0,9
Constant Current	Yes
700mA	17-26V
IP Rating	IP20
Safety Class	
Dimmable	No
Housing Material	Plastic
Output Terminal	Cable
Manufacturer	KEGU

Illumination Data

Colour Temperature	3000K
Lumen Output	1490lm
Light Efficiency	67,72lm/W
CRI	80
Illumination Diagram	

Packing Info

Box Length	23,5cm
Box Width	22cm
Box Height	4,5cm
Box Weight	1,4kg
Pcs/Carton	10
Barcode	5291889035909
HS Code	9405409900

Energy Label



Certification & Warranty

Warranty

2 Years

Weee Directive

Yes