


15 Plafo>LED Die Cast Panel Range

62140AF/W/W



40W LED slim plafo light, IP40, suitable for residential and commercial application.

Supplied with non-dimmable LED driver.

Complies with standard EN60598-1 and any other specific standards.



Downloads




Dimensions





Gallery



Accessories



050128

Physical Specification	
Item Group	15 Plafo
Family	LED Die Cast Panel Range
Order Code	62140AF/W/W
Colour	White
Material	Die Cast
Shape	Rectangular
Length	595mm
Width	595mm
Height	47mm
Surface Ceiling	Yes
Indoor	Yes
Adjustable	No
Electrical Characteristics	
Gear	External-Included
Fitting + Driver	
Input Voltage	220-240V
50 Hz	Yes
60 Hz	Yes
Safety Class	
Power(Watts)	40W
IP Rating	IP40
Light Source	LED built in
Dimmable	No
F Mark	
Fitting	
Input Type	Constant Current
Input Current	1000mA


Voltage
Safety Class
Power(Watts)
IP Rating
Light Source
LED Type
LED Brand
F Mark

38V

38W
IP20
LED built in
SMD 2016
Sanan


Gear


Gear Type
Input Voltage
50 Hz
60 Hz
Power(Watts)
Power Factor
Constant Current
1000mA
IP Rating
Safety Class
Dimmable
Ambient Temp
Operating Temp
Housing Material
Output Terminal
Fast Connector
Fast Connector Type
Brand

Led Driver
220-240V
Yes
Yes
40W
0,9
Yes
30-40V
IP20

No
40°C
80°C
Plastic
Cable
Yes
Other
ONE Light

Illumination Data

Colour Temperature
--------------------

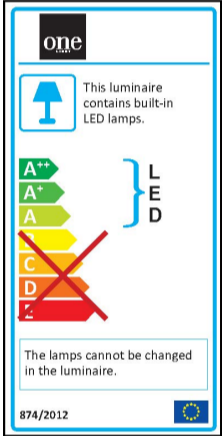
3000K
-------

Lumen Output	2700lm
Light Efficiency	67,5lm/W
CRI	80
Illumination Diagram	

Packing Info

Box Weight	6kg
Pcs/Carton	4
Barcode	5291889040699
HS Code	9405409900

Energy Label



Certification & Warranty

Warranty	2 Years
Weee Directive	Yes