

15 Plafo>The LED Project Plafo Metal

62150D/W/C



50W LED slim plafo light, IP20, suitable for residential and commercial application.

Supplied with non-dimmable LED driver.

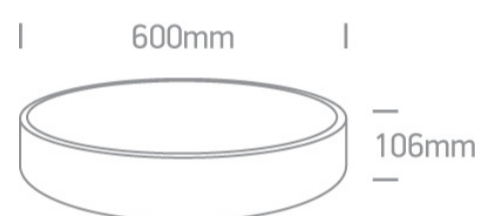
Complies with standard EN60598-1 and any other specific standards.



Downloads






Dimensions




Physical Specification

Item Group	15 Plafo
Family	The LED Project Plafo Metal
Order Code	62150D/W/C
Colour	White
Material	Metal
Shape	Circular
Height	106mm
Diameter	600mm
Surface Ceiling	Yes
Indoor	Yes
Adjustable	No


Gear	External-Included
Fitting + Driver	
Input Voltage	220-240V
50 Hz	Yes
60 Hz	Yes
Safety Class	
Power(Watts)	50W
IP Rating	IP20
Light Source	LED built in
Dimmable	No
F Mark	

Fitting	
Input Type	Constant Current
Input Current	1400mA
Voltage	34V
Power(Watts)	47,6W
IP Rating	IP20
Light Source	LED built in
LED Type	SMD 5630
LED Brand	Bridgelux
LED Number	100
F Mark	

Gear	
Gear Type	Led Driver
Input Voltage	220-240V
50 Hz	Yes
60 Hz	Yes

Power(Watts)	35-50,4W
Power Factor	0,9
Constant Current	Yes
1400mA	25-36V
IP Rating	IP20
Safety Class	
Dimmable	No
Housing Material	Plastic
Output Terminal	Cable
Brand	Lifud

Illumination Data

Colour Temperature	4000K
Lumen Output	4250lm
Light Efficiency	85lm/W
CRI	80
Beam Angle	120°
Illumination Diagram	

Packing Info

Box Length	65cm
Box Width	65cm
Box Height	15cm
Box Weight	5Kg
Pcs/Carton	1
Carton Length	65cm
Carton Width	65cm
Carton Height	15cm
Carton Weight	5Kg
Barcode	5291889046776

HS Code

9405409900

Certification & Warranty

Warranty

3 Years

Weee Directive

Yes