

15 Plafo>The Super Slim LED Plafo

62152/W/C



40W LED slim plafo light, IP20, suitable for residential and commercial application.

Supplied with non-dimmable LED driver.

Complies with standard EN60598-1 and any other specific standards.



Downloads



Dimensions



Physical Specification

Item Group	15 Plafo
Family	The Super Slim LED Plafo
Order Code	62152/W/C
Colour	White
Material	Aluminium
Shape	Circular
Height	33mm
Diameter	600mm
Surface Ceiling	Yes
Indoor	Yes
Adjustable	No

Gear

Built In

Fitting + Driver

Input Voltage

220-240V

50 Hz

Yes

60 Hz

Yes

Safety Class



Power(Watts)

40W

IP Rating

IP20

Light Source

LED built in

Dimmable

No

F Mark



Fitting

Input Type

Constant Current

Input Current

900mA

Voltage

43V

Power(Watts)

38,7W

IP Rating

IP20

Light Source

LED built in

LED Type

SMD 2835

LED Brand

Sanan

F Mark



Gear

Gear Type

Led Driver

Input Voltage

220-240V

50 Hz


Yes

60 Hz


Yes

Power(Watts)

27-40,5W

Power Factor	0,9
Constant Current	Yes
900mA	30-45V
IP Rating	IP20
Safety Class	
Dimmable	No
Housing Material	Plastic
Output Terminal	Connector
Brand	3AAA

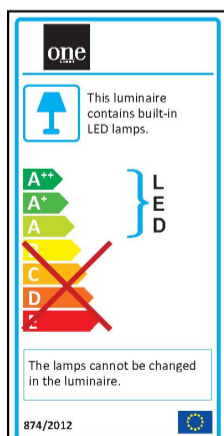
Illumination Data

Colour Temperature	4000K
Lumen Output	2800lm
Light Efficiency	70lm/W
CRI	80
Illumination Diagram	

Packing Info

Pcs/Carton	5
Barcode	5291889063490
HS Code	9405409900

Energy Label



Warranty

3 Years

Weee Directive

Yes
