

15 Plafo > The LED Plafo Range

62154/C/W



24W LED slim plafo light, IP20, suitable for residential and commercial application.

Supplied with non-dimmable LED driver.

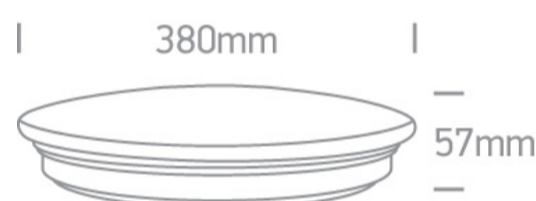
Complies with standard EN60598-1 and any other specific standards.



Downloads



Dimensions



Physical Specification

| | |
|-------------------|---------------------|
| Item Group | 15 Plafo |
| Family | The LED Plafo Range |
| Order Code | 62154/C/W |
| Colour | Chrome |
| Material | Iron |
| Diffuser Material | PC |
| Shape | Circular |
| Height | 57mm |
| Diameter | 380mm |
| Surface Ceiling | Yes |
| Indoor | Yes |
| Adjustable | No |

Gear

Built In

Fitting + Driver

Input Voltage

220-240V

50 Hz

Yes

60 Hz

Yes

Safety Class



Power(Watts)

30W

IP Rating

IP20

Light Source

LED built in

Dimmable

No

F Mark



Fitting

Input Type

Constant Current

Input Current

200mA

Voltage

145V

Power(Watts)

29W

IP Rating

IP20

Light Source

LED built in

LED Type

SMD 2835

LED Brand

Sanan

F Mark



Gear

Gear Type

Led Driver

Input Voltage

220-240V

50 Hz

Yes

60 Hz


Yes

Power(Watts)

26-30W

| | |
|------------------|---|
| Power Factor | 0,9 |
| Constant Current | Yes |
| 200mA | 130-150V |
| IP Rating | IP20 |
| Safety Class |  |
| Dimmable | No |
| Housing Material | Plastic |
| Output Terminal | Connector |

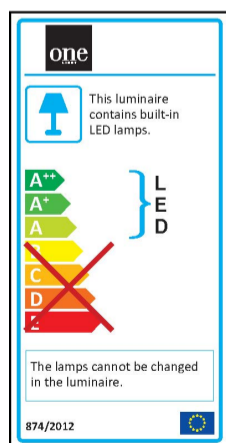
Illumination Data

| | |
|----------------------|---|
| Colour Temperature | 3000K |
| Lumen Output | 2150lm |
| Light Efficiency | 71,67lm/W |
| CRI | 80 |
| Illumination Diagram |  |

Packing Info

| | |
|------------|---------------|
| Pcs/Carton | 1 |
| Barcode | 5291889063797 |
| HS Code | 9405409900 |

Energy Label



Warranty

2 Years

Weee Directive

Yes
