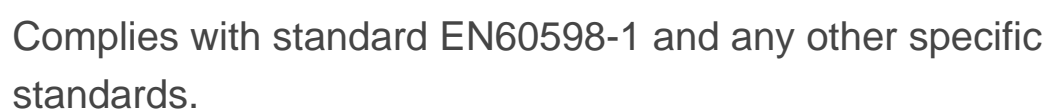



65624T/W/W




Order Code	65624T/W/W
Colour	White
Material	Die Cast
Shape	Circular
Height	123mm
Diameter	106mm
Track mounted	Yes
Indoor	Yes
Adjustable	2 Directions


Electrical Characteristics

Gear	Built In
Fitting + Driver	
Input Voltage	220-240V
50 Hz	Yes
60 Hz	Yes
Safety Class	
Power(Watts)	35W
IP Rating	IP20
Light Source	LED built in
Dimmable	No

Fitting	
Input Type	Constant Current
Input Current	900mA
Voltage	38V
Power(Watts)	34,2W
IP Rating	IP20
Light Source	LED built in
LED Type	COB

LED Brand	Cree
Gear	
Gear Type	Led Driver
Input Voltage	220-240V
50 Hz	Yes
60 Hz	Yes
Power(Watts)	25-50W
Power Factor	0,9
Constant Current	Yes
900mA	27-54V
IP Rating	IP20
Safety Class	
Dimmable	No
Ambient Temp	50°C
Operating Temp	80°C
Housing Material	Plastic
Output Terminal	Connector
Brand	Philips
Protection	Short Circuit Protection

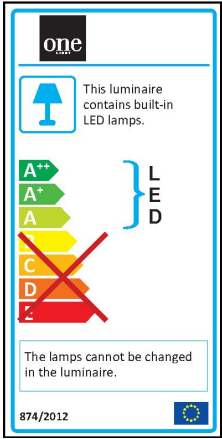
Illumination Data

Colour Temperature	3000K
Lumen Output	2950lm
Light Efficiency	84,82lm/W
CRI	80
Beam Angle	45°
Illumination Diagram	

Packing Info

Box Weight	1,6kg
Pcs/Carton	12
Barcode	5291889043478
HS Code	9405409900

Energy Label



Certification & Warranty

Warranty	3 Years
Average Lifetime	40000hours
Weee Directive	Yes