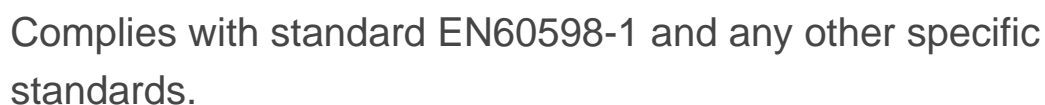
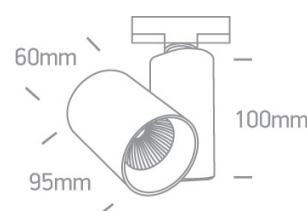


65640AT/W/W



Dimensions



Gallery



Related items



40002A/W



40003A/W


Physical Specification


10 Track Spots

The COB Dark Light Cylinder Range Die cast

Order Code	65640AT/W/W
Colour	White
Material	Die Cast
Shape	Circular
Height	95mm
Diameter	60mm
Track mounted	Yes
Indoor	Yes
Adjustable	2 Directions

Electrical Characteristics

Gear	Built In
Fitting + Driver	
Input Voltage	220-240V
50 Hz	Yes
60 Hz	Yes
Safety Class	
Power(Watts)	10W
IP Rating	IP20
Light Source	LED built in
Dimmable	No


Fitting	
Input Type	Constant Current
Input Current	500mA
Voltage	18V
Safety Class	
Power(Watts)	9W
IP Rating	IP20
Light Source	LED built in

LED Type
LED Brand

COB
Citizen


Gear

Gear Type
Input Voltage
50 Hz
60 Hz
Power Factor
Constant Current
500mA
IP Rating
Safety Class
Dimmable
Ambient Temp
Operating Temp
Housing Material
Output Terminal
Brand
Protection

Led Driver
220-240V
Yes
Yes
0,5
Yes
12-24V
IP20

No
50°C
80°C
Plastic
Connector
Eaglerise
Short Circuit Protection

Illumination Data

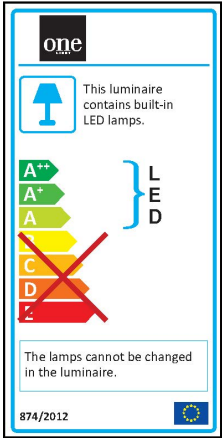
Colour Temperature
Lumen Output
Light Efficiency
CRI
Beam Angle
Illumination Diagram
Dark Light

3000K
730lm
73lm/W
80
36°

Yes

Packing Info

Box Length	19cm
Box Width	14,5cm
Box Height	7,5cm
Box Weight	0,482kg
Pcs/Carton	24
Barcode	5291889047704
HS Code	9405409900

Energy Label



Certification & Warranty

Warranty	2 Years
Weee Directive	Yes