

15 Plafo>The LED Plafo Outdoor Square Plastic

67282AN/AN/W



24W LED plafo light, IP65, ideal for both indoor and outdoor installation.

Supplied with non-dimmable LED driver.

Complies with standard EN60598-1 and any other specific standards.



Downloads



Dimensions



Physical Specification



|                   |                                      |
|-------------------|--------------------------------------|
| Item Group        | 15 Plafo                             |
| Family            | The LED Plafo Outdoor Square Plastic |
| Order Code        | 67282AN/AN/W                         |
| Colour            | Anthracite                           |
| Material          | Plastic                              |
| Diffuser Material | PC                                   |
| Shape             | Rectangular                          |
| Length            | 295mm                                |
| Width             | 295mm                                |
| Height            | 80mm                                 |
| Surface Ceiling   | Yes                                  |
| Indoor            | Yes                                  |

|            |
|------------|
| Outdoor    |
| Adjustable |
| IK Rating  |


|     |
|-----|
| Yes |
| No  |
| 8   |

## Electrical Characteristics


|                  |
|------------------|
| Gear             |
| Fitting + Driver |
| Input Voltage    |
| 50 Hz            |
| 60 Hz            |
| Safety Class     |
| Power(Watts)     |
| IP Rating        |
| Light Source     |
| Dimmable         |
| F Mark           |

|   |
|---|
| Built In  |
| 220-240V  |
| Yes   |
| Yes   |
|  |
| 24W   |
| IP65  |
| LED built in  |
| No  |
|  |


|               |
|---------------|
| Fitting       |
| Input Type    |
| Input Current |
| Voltage       |
| Power(Watts)  |
| IP Rating     |
| Light Source  |
| LED Type      |
| LED Brand     |
| LED Number    |
| F Mark        |

|   |
|---|
| Constant Current  |
| 600mA   |
| 38V   |
| 22,8W   |
| IP65  |
| LED built in  |
| SMD 2835  |
| Epistar   |
| 121   |
|  |

|      |
|------|
| Gear |
|------|

|                  |   |
|------------------|---|
| Gear Type        | Led Driver  |
| Input Voltage    | 220-240V  |
| 50 Hz            | Yes   |
| 60 Hz            | Yes   |
| Power(Watts)     | 15,6-26W  |
| Power Factor     | 0,9   |
| Constant Current | Yes   |
| 600mA            | 26-43,5V  |
| IP Rating        | IP20  |
| Safety Class     |  |
| Dimmable         | No  |
| Housing Material | Plastic   |
| Output Terminal  | Connector   |
| Brand            | Eaglerise   |

#### Illumination Data

|                      |   |
|----------------------|---|
| Colour Temperature   | 3000K   |
| Lumen Output         | 1440lm  |
| Light Efficiency     | 60lm/W  |
| CRI                  | 80  |
| Illumination Diagram |  |

#### Packing Info

|            |               |
|------------|---------------|
| Box Length | 30,5cm        |
| Box Width  | 30,5cm        |
| Box Height | 8,5cm         |
| Box Weight | 1,42Kg        |
| Pcs/Carton | 10            |
| Barcode    | 5291889043430 |
| HS Code    | 9405104090    |

## Energy Label



## Certification & Warranty

Warranty

2 Years

Weee Directive

Yes