

14 Wall & Ceiling LED>Adjustable Beams Indoor/Outdoor

67340A/AN/W



2x3W LED wall light with adjustable beam, ideal for both indoor and outdoor installation.

Complete with 700mA driver.

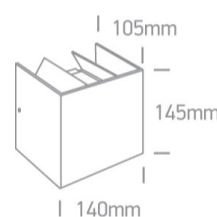
Complies with standard EN60598-1 and any other specific standards.



Downloads



Dimensions



Physical Specification

Item Group	14 Wall & Ceiling LED
Family	Adjustable Beams Indoor/Outdoor
Order Code	67340A/AN/W
Colour	Anthracite
Material	Die Cast
Shape	Rectangular
Length	140mm
Width	105mm
Height	145mm
Surface Wall	Yes
Indoor	Yes
Outdoor	Yes

Adjustable

No

## Electrical Characteristics

Gear

Built In

### Fitting + Driver

Input Voltage

220-240V

50 Hz

Yes

60 Hz

Yes

Safety Class



Power(Watts)

2x3W

IP Rating

IP54

Light Source

LED built in

Dimmable

No

F Mark



### Fitting

Input Type

Constant Current

Input Current

700mA

Voltage

9V

Safety Class



Power(Watts)

5,4W

IP Rating

IP54

Light Source

LED built in

LED Type

COB

LED Brand

Cree

F Mark




### Gear

Gear Type


Led Driver

Input Voltage

220-240V

50 Hz	Yes
60 Hz	Yes
Power(Watts)	3,85-7,7W
Power Factor	0,5
Constant Current	Yes
700mA	5,5-11V
IP Rating	IP20
Safety Class	
Brand	Eaglerise
Protection	0

### Illumination Data

Colour Temperature	3000K
Lumen Output	2x210lm
Light Efficiency	70lm/W
CRI	80
Illumination Diagram	

### Packing Info

Box Length	15,5cm
Box Width	15,5cm
Box Height	12,5cm
Box Weight	1,1Kg
Pcs/Carton	8
Barcode	5291889043768
HS Code	9405409900

### Energy Label



## Certification & Warranty

Warranty

2 Years

Weee Directive

Yes