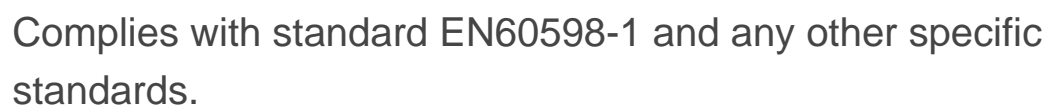


67346A/AN/W






Physical Specification



Item Group	14 Wall & Ceiling LED
Family	Outdoor Wall Washers Die cast
Order Code	67346A/AN/W
Colour	Anthracite
Material	Die Cast
Diffuser Material	Glass
Shape	Rectangular

Length	320mm
Width	45mm
Height	278mm
Surface Wall	Yes
Outdoor	Yes
Adjustable	1 Direction


Electrical Characteristics

Gear	Built In
Fitting + Driver	
Input Voltage	220-240V
50 Hz	Yes
60 Hz	Yes
Safety Class	
Power(Watts)	30W
IP Rating	IP65
Light Source	LED built in
Dimmable	No
F Mark	

Fitting	
Input Type	Constant Current
Input Current	700mA
Voltage	40V
Safety Class	
Power(Watts)	28,8W
IP Rating	IP65
Light Source	LED built in
LED Type	SMD 2835
LED Brand	Edison

F Mark	
Gear	
Gear Type	Led Driver
Input Voltage	220-240V
50 Hz	Yes
60 Hz	Yes
Power(Watts)	19,6-30,1W
Power Factor	0,9
Constant Current	Yes
700mA	28-43V
IP Rating	IP20
Safety Class	
Brand	Eaglerise

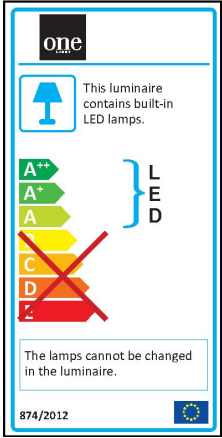
Illumination Data

Colour Temperature	3000K
Lumen Output	2800lm
Light Efficiency	70lm/W
CRI	80
Illumination Diagram	

Packing Info

Box Length	33cm
Box Width	6cm
Box Height	30cm
Box Weight	3,1Kg
Pcs/Carton	4
Barcode	5291889055365
HS Code	9405409900

Energy Label



Certification & Warranty

Warranty

2 Years

Weee Directive

Yes