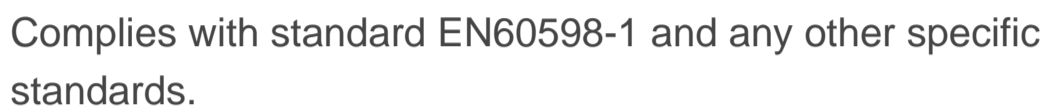





67346/AN/W





Length	210mm
Width	37mm
Height	232mm
Surface Wall	Yes
Outdoor	Yes
Adjustable	1 Direction


Electrical Characteristics

Gear	Built In
Fitting + Driver	
Input Voltage	220-240V
50 Hz	Yes
60 Hz	Yes
Safety Class	
Power(Watts)	12W
IP Rating	IP65
Light Source	LED built in
Dimmable	No
F Mark	

Fitting	
Input Type	Constant Current
Input Current	250mA
Voltage	44
Safety Class	
Power(Watts)	11W
IP Rating	IP65
Light Source	LED built in
LED Type	SMD 2835
LED Brand	Edison

LED Number	56
F Mark	
Gear	
Gear Type	Led Driver
Input Voltage	220-240V
50 Hz	Yes
60 Hz	Yes
Power(Watts)	8-12W
Power Factor	0,9
Constant Current	Yes
250mA	32-48V
IP Rating	IP20
Safety Class	
Brand	Eaglerise

Illumination Data

Colour Temperature	3000K
Lumen Output	840lm
Light Efficiency	90lm/W
CRI	80
Illumination Diagram	

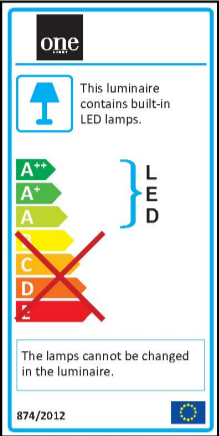
Packing Info

Box Length	22cm
Box Width	5cm
Box Height	24cm
Box Weight	1,4Kg
Pcs/Carton	8
Barcode	5291889043959

HS Code

9405409900

Energy Label



Certification & Warranty

Warranty

2 Years

Weee Directive

Yes