

15 Plafo>LED Indoor Plafo Aluminium

67436A/W/W



32W LED plafo light, IP44, ideal for both indoor and outdoor installation.

Supplied with non-dimmable LED driver.

Complies with standard EN60598-1 and any other specific standards.



Downloads








Dimensions




Physical Specification

Item Group	15 Plafo
Family	LED Indoor Plafo Aluminium
Order Code	67436A/W/W
Colour	White
Material	Aluminium
Shape	Circular
Height	80mm
Diameter	400mm
Surface Ceiling	Yes
Indoor	Yes
Adjustable	No

Gear	Built In
Fitting + Driver	
Input Voltage	220-240V
50 Hz	Yes
60 Hz	Yes
Safety Class	
Power(Watts)	32W
IP Rating	IP44
Light Source	LED built in
Dimmable	No
F Mark	
Fitting	
Input Type	Constant Current
Input Current	500mA
Voltage	60V
Safety Class	
Power(Watts)	30W
IP Rating	IP44
Light Source	LED built in
LED Type	SMD 2835
LED Brand	Epistar
F Mark	
Gear	
Gear Type	Led Driver
Input Voltage	220-240V
50 Hz	Yes
60 Hz	Yes

Power(Watts)	21-30W
Power Factor	0,9
Constant Current	Yes
500mA	42-60V
IP Rating	IP20
Safety Class	
Dimmable	No
Housing Material	Plastic
Output Terminal	Connector
Brand	AAA

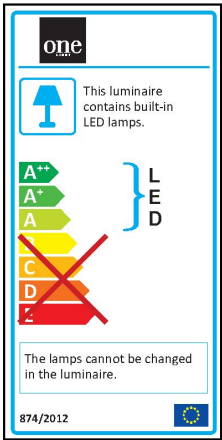
Illumination Data

Colour Temperature	3000K
Lumen Output	2250lm
Light Efficiency	70,31lm/W
CRI	80
Illumination Diagram	

Packing Info

Pcs/Carton	5
Barcode	5291889056416
HS Code	9405409900

Energy Label



Warranty

2 Years

Weee Directive

Yes