

15 Plafo>LED Indoor Plafo Aluminium

67436/W/W



20W LED plafo light, IP44, ideal for both indoor and outdoor installation.

Supplied with non-dimmable LED driver.

Complies with standard EN60598-1 and any other specific standards.



Downloads



Dimensions



Physical Specification

Item Group	15 Plafo
Family	LED Indoor Plafo Aluminium
Order Code	67436/W/W
Colour	White
Material	Aluminium
Shape	Circular
Height	80mm
Diameter	300mm
Surface Ceiling	Yes
Indoor	Yes
Adjustable	No

Gear

Built In

Fitting + Driver

Input Voltage

220-240V

50 Hz

Yes

60 Hz

Yes

Safety Class



Power(Watts)

20W

IP Rating

IP44

Light Source

LED built in

Dimmable

No

F Mark



Fitting

Input Type

Constant Current

Input Current

600mA

Voltage

36V

Safety Class



Power(Watts)

19,2W

IP Rating

IP44

Light Source

LED built in

LED Type

SMD 2835

LED Brand

Epistar

F Mark



Gear

Gear Type

Led Driver

Input Voltage


220-240V

50 Hz


Yes

60 Hz

Yes

Power(Watts)	15,6-26W
Power Factor	0,9
Constant Current	Yes
600mA	24-40V
IP Rating	IP20
Safety Class	
Dimmable	No
Housing Material	Plastic
Output Terminal	Connector
Brand	AAA

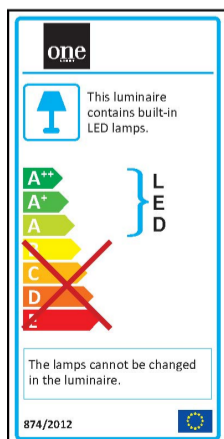
Illumination Data

Colour Temperature	3000K
Lumen Output	1400lm
Light Efficiency	70lm/W
CRI	80
Illumination Diagram	

Packing Info

Pcs/Carton	5
Barcode	5291889056409
HS Code	9405409900

Energy Label



Warranty

2 Years

Weee Directive

Yes
