

14 Wall & Ceiling LED>Wall Adjustable Beams

67440/W/W



9W LED Outdoor Wall Light with adjustable beam, IP54.

Complete with driver.

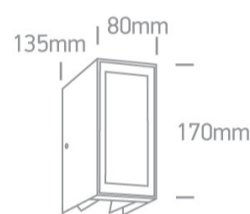
Complies with standard EN60598-1 and any other specific standards.



Downloads



Dimensions



Physical Specification

Item Group	14 Wall & Ceiling LED
Family	Wall Adjustable Beams
Order Code	67440/W/W
Colour	White
Material	Die Cast
Shape	Rectangular
Length	170mm
Width	80mm
Height	135mm
Surface Wall	Yes
Indoor	Yes
Outdoor	Yes

## Gear

## Built In

## Fitting + Driver

Input Voltage

220-240V

50 Hz

Yes

60 Hz

Yes

Safety Class



Power(Watts)

9W

IP Rating

IP54

Light Source

LED built in

Dimmable

No

F Mark



## Fitting

Input Type

Constant Current

Input Current

350mA

Voltage

24V

Safety Class



Power(Watts)

8,4W

IP Rating

IP54

Light Source

LED built in

LED Type

SMD 2835

LED Brand

Osram

## Gear

Gear Type

Led Driver

Input Voltage

220-240V

50 Hz

Yes

60 Hz


Yes

Power(Watts)

5,3-9W

Power Factor	0,5
Constant Current	Yes
350mA	15-26V
IP Rating	IP20
Safety Class	
Dimmable	No
Brand	Eaglerise

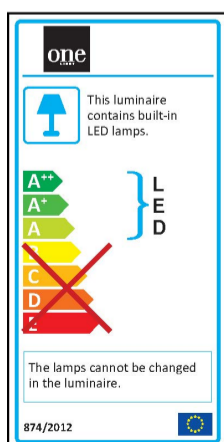
## Illumination Data

Colour Temperature	3000K
Lumen Output	600lm
Light Efficiency	66,67lm/W
CRI	80
Illumination Diagram	

## Packing Info

Box Length	14,5cm
Box Width	9,5cm
Box Height	19cm
Pcs/Carton	8
Barcode	5291889056386
HS Code	9405409900

## Energy Label



Warranty

---

2 Years

---

Weee Directive

---

Yes

---